



Location: CMA1b - Oil St Community Liaison Centre

Report on 24-hour TSP monitoring

Action Level ($\mu\text{g}/\text{m}^3$) - 176.7

Limit Level ($\mu\text{g}/\text{m}^3$) - 260

Date	Sampling Time	Weather Condition	Filter paper no.	Filter Weight, g		Elapse Time, hr		Sampling Time, hr	Flow Rate, m^3/min			Total Volume, m^3	TSP Level, $\mu\text{g}/\text{m}^3$
				Initial	Final	Initial	Final		Initial, Q_{si}	Final, Q_{sf}	Average		
4-Mar-13	8:00	Cloudy	002922	2.7823	2.9055	2464.15	2488.16	24.01	1.00	1.00	1.00	1441	85
9-Mar-13	8:00	Fine	004646	2.7256	2.9024	2491.16	2515.16	24.00	1.08	1.08	1.08	1562	113
15-Mar-13	8:00	Fine	004106	2.8062	3.0630	2518.16	2542.16	24.00	1.23	1.23	1.23	1768	145
21-Mar-13	8:00	Cloudy	004703	2.6980	2.8893	2545.15	2569.16	24.01	1.18	1.18	1.18	1694	113
27-Mar-13	8:00	Cloudy	004755	2.8324	2.9717	2572.16	2596.16	24.00	1.18	1.18	1.18	1696	82

Report on 1-hour TSP monitoring

Action Level ($\mu\text{g}/\text{m}^3$) - 320.1

Limit Level ($\mu\text{g}/\text{m}^3$) - 500

Date	Sampling Time	Weather Condition	Filter paper no.	Filter Weight, g		Elapse Time, hr		Sampling Time, hr	Flow Rate, m^3/min			Total Volume, m^3	TSP Level, $\mu\text{g}/\text{m}^3$
				Initial	Final	Initial	Final		Initial, Q_{si}	Final, Q_{sf}	Average		
5-Mar-13	8:37	Cloudy	004489	2.6877	2.7026	2488.16	2489.16	1.00	1.09	1.00	1.05	63	238
5-Mar-13	9:41	Cloudy	004492	2.6872	2.7044	2489.16	2490.16	1.00	0.95	0.95	0.95	57	301
5-Mar-13	10:46	Cloudy	004643	2.7151	2.7384	2490.16	2491.16	1.00	1.23	1.23	1.23	74	316
11-Mar-13	8:12	Cloudy	004680	2.7284	2.7459	2515.16	2516.16	1.00	1.23	1.23	1.23	74	238
11-Mar-13	9:20	Cloudy	004509	2.6954	2.7092	2516.16	2517.16	1.00	1.23	1.23	1.23	74	188
11-Mar-13	10:44	Cloudy	004902	2.7609	2.7731	2517.16	2518.16	1.00	1.04	1.04	1.04	63	195
16-Mar-13	8:12	Fine	004675	2.7521	2.7729	2542.16	2543.16	1.00	1.25	1.25	1.25	75	277
16-Mar-13	9:20	Fine	004677	2.7222	2.7327	2543.16	2544.16	1.00	1.20	1.20	1.20	72	145
16-Mar-13	10:44	Fine	004506	2.6853	2.6987	2544.16	2545.16	1.00	1.04	1.04	1.04	63	214
22-Mar-13	8:03	Fine	004764	2.8487	2.8608	2569.16	2570.16	1.00	1.04	1.04	1.04	62	194
22-Mar-13	9:05	Fine	004759	2.8291	2.8427	2570.16	2571.16	1.00	1.27	1.22	1.24	75	182
22-Mar-13	10:12	Fine	004756	2.8134	2.8253	2571.16	2572.16	1.00	1.18	1.18	1.18	71	169
28-Mar-13	8:05	Rainy	004667	2.7034	2.7139	2596.16	2597.16	1.00	1.04	1.06	1.05	63	166
28-Mar-13	9:09	Rainy	004665	2.7181	2.7301	2597.16	2598.16	1.00	1.27	1.27	1.27	76	158
28-Mar-13	10:15	Rainy	004663	2.7147	2.7264	2598.16	2599.16	1.00	1.18	1.18	1.18	71	166

Location: CMA2a - Causeway Bay Community Centre

Report on 24-hour TSP monitoring

Action Level ($\mu\text{g}/\text{m}^3$) - 169.5

Limit Level ($\mu\text{g}/\text{m}^3$) - 260

Date	Sampling Time	Weather Condition	Filter paper no.	Filter Weight, g		Elapse Time, hr		Sampling Time, hr	Flow Rate, m^3/min			Total Volume, m^3	TSP Level, $\mu\text{g}/\text{m}^3$
				Initial	Final	Initial	Final		Initial, Q_{si}	Final, Q_{sf}	Average		
5-Mar-13	12:00	Cloudy	004645	2.7345	2.9579	12230.67	12254.67	24.00	1.41	1.41	1.41	2033	110
9-Mar-13	8:00	Fine	004648	2.6990	2.9404	12254.67	12278.67	24.00	1.40	1.40	1.40	2020	119
15-Mar-13	8:00	Fine	004244	2.6924	2.9355	12281.67	12305.67	24.00	1.39	1.39	1.39	1999	122
21-Mar-13	8:00	Cloudy	004672	2.7051	2.8644	12308.67	12332.67	24.00	1.26	1.26	1.26	1816	88
27-Mar-13	8:00	Cloudy	004754	2.8244	2.9753	12335.67	12359.67	24.00	1.43	1.43	1.43	2052	74

*Due to lack of electricity supply, the 24hr TSP monitoring was rescheduled from 4 Mar 2013 to 5 Mar 2013.

Report on 1-hour TSP monitoring

Action Level ($\mu\text{g}/\text{m}^3$) - 323.4

Limit Level ($\mu\text{g}/\text{m}^3$) - 500

Date	Sampling Time	Weather Condition	Filter paper no.	Filter Weight, g		Elapse Time, hr		Sampling Time, hr	Flow Rate, m^3/min			Total Volume, m^3	TSP Level, $\mu\text{g}/\text{m}^3$
				Initial	Final	Initial	Final		Initial, Q_{si}	Final, Q_{sf}	Average		
5-Mar-13	8:26	Cloudy	004455	2.6744	2.6924	12227.67	12228.67	1.00	1.45	1.45	1.45	87	207
5-Mar-13	9:31	Cloudy	004491	2.6817	2.7084	12228.67	12229.67	1.00	1.43	1.43	1.43	86	311
5-Mar-13	10:35	Cloudy	004642	2.7345	2.7620	12229.67	12230.67	1.00	1.43	1.43	1.43	86	320
11-Mar-13	8:05	Cloudy	004699	2.7169	2.7284	12278.67	12279.67	1.00	1.43	1.43	1.43	86	134
11-Mar-13	9:18	Cloudy	004507	2.6720	2.6856	12279.67	12280.67	1.00	1.43	1.43	1.43	86	159
11-Mar-13	10:31	Cloudy	004901	2.7527	2.7597	12280.67	12281.67	1.00	1.22	1.22	1.22	73	95
16-Mar-13	8:04	Fine	004674	2.7461	2.7588	12305.67	12306.67	1.00	1.41	1.41	1.41	84	150
16-Mar-13	9:10	Fine	004676	2.7229	2.7416	12306.67	12307.67	1.00	1.43	1.43	1.43	86	218
16-Mar-13	10:14	Fine	004679	2.7206	2.7328	12307.67	12308.67	1.00	1.18	1.18	1.18	71	172
22-Mar-13	8:04	Fine	004763	2.8509	2.8665	12332.67	12333.67	1.00	1.44	1.44	1.44	87	180
22-Mar-13	9:10	Fine	004758	2.8299	2.8532	12333.67	12334.67	1.00	1.36	1.36	1.36	82	285
22-Mar-13	10:15	Fine	004757	2.8224	2.8376	12334.67	12335.67	1.00	1.40	1.40	1.40	84	181
28-Mar-13	8:05	Rainy	004668	2.7118	2.7203	12359.67	12360.67	1.00	1.40	1.40	1.40	84	101
28-Mar-13	9:12	Rainy	004665	2.7181	2.7199	12360.67	12361.67	1.00	1.40	1.40	1.40	84	21
28-Mar-13	10:16	Rainy	004664	2.7298	2.7409	12361.67	12362.67	1.00	1.40	1.40	1.40	84	132



Location: CMA3a - CWB PRE Site Office Area

Report on 24-hour TSP monitoring
 Action Level ($\mu\text{g}/\text{m}^3$) - 171
 Limit Level ($\mu\text{g}/\text{m}^3$) - 260

Date	Sampling Time	Weather Condition	Filter paper no.	Filter Weight, g		Elapse Time, hr		Sampling Time, hr	Flow Rate, m^3/min			Total Volume, m^3	TSP Level, $\mu\text{g}/\text{m}^3$
				Initial	Final	Initial	Final		Initial, Q_{si}	Final, Q_{sf}	Average		
4-Mar-13	8:00	Cloudy	002868	2.7911	3.1273	12981.93	13005.93	24.00	1.65	1.65	1.65	2379	141
9-Mar-13	8:00	Fine	004498	2.7096	3.0712	13008.93	13032.93	24.00	1.50	1.50	1.50	2167	167
15-Mar-13	8:00	Fine	004909	2.7587	3.1267	13035.93	13059.93	24.00	1.65	1.65	1.65	2372	155
21-Mar-13	8:00	Cloudy	004800	2.8223	3.1579	13062.93	13086.94	24.01	1.55	1.55	1.55	2233	150
27-Mar-13	8:00	Cloudy	004745	2.8263	3.1011	13115.08	13139.09	24.01	1.60	1.60	1.60	2301	119

Report on 1-hour TSP monitoring
 Action Level ($\mu\text{g}/\text{m}^3$) - 311.3
 Limit Level ($\mu\text{g}/\text{m}^3$) - 500

Date	Sampling Time	Weather Condition	Filter paper no.	Filter Weight, g		Elapse Time, hr		Sampling Time, hr	Flow Rate, m^3/min			Total Volume, m^3	TSP Level, $\mu\text{g}/\text{m}^3$
				Initial	Final	Initial	Final		Initial, Q_{si}	Final, Q_{sf}	Average		
5-Mar-13	8:21	Cloudy	004510	2.6856	2.7131	13005.93	13006.93	1.00	1.60	1.60	1.60	96	286
5-Mar-13	9:27	Cloudy	004494	2.6751	2.7029	13006.93	13007.93	1.00	1.60	1.60	1.60	96	289
5-Mar-13	10:35	Cloudy	004496	2.6822	2.7074	13007.93	13008.93	1.00	1.60	1.60	1.60	96	262
11-Mar-13	10:00	Cloudy	004903	2.7580	2.7723	13032.93	13033.93	1.00	1.55	1.55	1.55	93	153
11-Mar-13	13:23	Cloudy	004905	2.7651	2.7919	13033.93	13034.93	1.00	1.55	1.55	1.55	93	287
11-Mar-13	15:04	Cloudy	004907	2.7413	2.7656	13034.93	13035.93	1.00	1.55	1.55	1.55	93	261
16-Mar-13	8:27	Fine	004654	2.7050	2.7265	13059.93	13060.93	1.00	1.65	1.65	1.65	99	218
16-Mar-13	9:36	Fine	004656	2.7497	2.7683	13060.93	13061.93	1.00	1.65	1.65	1.65	99	188
16-Mar-13	10:39	Fine	004803	2.8178	2.8341	13061.93	13062.93	1.00	1.65	1.65	1.65	99	165
22-Mar-13	8:24	Fine	004795	2.8381	2.8626	13086.94	13087.94	1.00	1.57	1.57	1.57	94	260
22-Mar-13	9:28	Fine	004793	2.8347	2.8588	13087.94	13088.94	1.00	1.57	1.57	1.57	94	256
22-Mar-13	10:33	Fine	004791	2.8372	2.8627	13088.94	13089.94	1.00	1.57	1.57	1.57	94	270
28-Mar-13	8:26	Rainy	004787	2.8380	2.8481	13139.09	13140.09	1.00	1.55	1.55	1.55	93	108
28-Mar-13	9:30	Rainy	004785	2.8379	2.8508	13140.09	13141.09	1.00	1.55	1.55	1.55	93	139
28-Mar-13	10:35	Rainy	004746	2.8265	2.8402	13141.09	13142.09	1.00	1.55	1.55	1.55	93	147



Location: CMA4a - SPCA

Report on 24-hour TSP monitoring
 Action Level ($\mu\text{g}/\text{m}^3$) - 171.2
 Limit Level ($\mu\text{g}/\text{m}^3$) - 260

Date	Sampling Time	Weather Condition	Filter paper no.	Filter Weight, g		Elapse Time, hr		Sampling Time, hr	Flow Rate, m^3/min			Total Volume, m^3	TSP Level, $\mu\text{g}/\text{m}^3$
				Initial	Final	Initial	Final		Initial, Q_{si}	Final, Q_{sf}	Average		
4-Mar-13	8:00	Cloudy	002894	2.7909	2.9763	16377.33	16401.33	24.00	1.27	1.27	1.27	1827	101
9-Mar-13	8:00	Fine	004497	2.7081	2.9133	16404.37	16428.37	24.00	1.30	1.30	1.30	1874	110
15-Mar-13	8:00	Fine	004908	2.7562	3.0047	16431.37	16455.37	24.00	1.27	1.26	1.27	1823	136
21-Mar-13	8:00	Cloudy	004801	2.8195	3.0396	16458.37	16482.37	24.00	1.26	1.26	1.26	1815	121
27-Mar-13	8:00	Cloudy	004789	2.8128	2.9537	16485.37	16509.37	24.00	1.26	1.26	1.26	1818	78

Report on 1-hour TSP monitoring
 Action Level ($\mu\text{g}/\text{m}^3$) - 312.5
 Limit Level ($\mu\text{g}/\text{m}^3$) - 500

Date	Sampling Time	Weather Condition	Filter paper no.	Filter Weight, g		Elapse Time, hr		Sampling Time, hr	Flow Rate, m^3/min			Total Volume, m^3	TSP Level, $\mu\text{g}/\text{m}^3$
				Initial	Final	Initial	Final		Initial, Q_{si}	Final, Q_{sf}	Average		
5-Mar-13	8:10	Cloudy	004502	2.6869	2.7092	16401.33	16402.33	1.00	1.31	1.31	1.31	79	284
5-Mar-13	9:16	Cloudy	004493	2.6864	2.7041	16402.33	16403.33	1.00	1.23	1.23	1.23	74	241
5-Mar-13	10:23	Cloudy	004495	2.6648	2.6869	16403.33	16404.33	1.00	1.27	1.27	1.27	76	291
11-Mar-13	9:52	Cloudy	004904	2.7453	2.7517	16428.37	16429.37	1.00	1.26	1.26	1.26	76	84
11-Mar-13	13:11	Cloudy	002867	2.7959	2.8096	16429.37	16430.37	1.00	1.30	1.30	1.30	78	175
11-Mar-13	14:52	Cloudy	004906	2.7730	2.7844	16430.37	16431.37	1.00	1.30	1.30	1.30	78	146
16-Mar-13	8:41	Fine	004655	2.7263	2.7388	16455.37	16456.37	1.00	1.26	1.26	1.26	76	165
16-Mar-13	9:47	Fine	004804	2.8238	2.8385	16456.37	16457.37	1.00	1.26	1.26	1.26	76	194
16-Mar-13	10:50	Fine	004802	2.8073	2.8216	16457.37	16458.37	1.00	1.26	1.26	1.26	76	188
22-Mar-13	8:36	Fine	004794	2.8373	2.8501	16482.37	16483.37	1.00	1.26	1.26	1.26	76	169
22-Mar-13	9:41	Fine	004792	2.8088	2.8226	16483.37	16484.37	1.00	1.26	1.26	1.26	76	183
22-Mar-13	10:44	Fine	004790	2.8173	2.8314	16484.37	16485.37	1.00	1.26	1.26	1.26	76	187
28-Mar-13	8:40	Rainy	004786	2.8458	2.8534	16509.37	16510.37	1.00	1.26	1.26	1.26	76	100
28-Mar-13	9:45	Rainy	004784	2.8197	2.8283	16510.37	16511.37	1.00	1.26	1.26	1.26	76	114
28-Mar-13	10:50	Rainy	004747	2.8050	2.8133	16511.37	16512.37	1.00	1.26	1.26	1.26	76	110



Location: CMA5a - Children Garden opposite to Pedestrian Plaza

Report on 24-hour TSP monitoring

Action Level ($\mu\text{g}/\text{m}^3$) - 181
Limit Level ($\mu\text{g}/\text{m}^3$) - 260

Date	Sampling Time	Weather Condition	Filter paper no.	Filter Weight, g		Elapse Time, hr		Sampling Time, hr	Flow Rate, m^3/min			Total Volume, m^3	TSP Level, $\mu\text{g}/\text{m}^3$
				Initial	Final	Initial	Final		Initial, Q_{si}	Final, Q_{sf}	Average		
4-Mar-13	8:00	Cloudy	004326	2.7136	2.8893	17376.53	17400.55	24.02	1.33	1.33	1.33	1922	91
9-Mar-13	8:00	Fine	004647	2.7329	2.9132	17403.55	17427.55	24.00	1.16	1.16	1.16	1677	107
15-Mar-13	8:00	Fine	004771	2.8205	3.0576	17430.55	17454.55	24.00	1.38	1.37	1.38	1980	120
21-Mar-13	8:00	Cloudy	004797	2.8147	2.9498	17457.55	17481.55	24.00	1.17	1.16	1.17	1678	81
27-Mar-13	8:00	Cloudy	004776	2.7944	3.1281	17484.56	17508.56	24.00	1.30	1.30	1.30	1876	178

Report on 1-hour TSP monitoring

Action Level ($\mu\text{g}/\text{m}^3$) - 332
Limit Level ($\mu\text{g}/\text{m}^3$) - 500

Date	Sampling Time	Weather Condition	Filter paper no.	Filter Weight, g		Elapse Time, hr		Sampling Time, hr	Flow Rate, m^3/min			Total Volume, m^3	TSP Level, $\mu\text{g}/\text{m}^3$
				Initial	Final	Initial	Final		Initial, Q_{si}	Final, Q_{sf}	Average		
5-Mar-13	13:00	Cloudy	004499	2.6901	2.7076	17400.55	17401.55	1.00	1.35	1.35	1.35	81	215
5-Mar-13	14:10	Cloudy	004500	2.6966	2.7115	17401.55	17402.55	1.00	1.24	1.24	1.24	74	200
5-Mar-13	15:20	Cloudy	004698	2.7267	2.7428	17402.55	17403.55	1.00	1.38	1.38	1.38	83	195
11-Mar-13	8:32	Cloudy	004650	2.7102	2.7303	17427.55	17428.55	1.00	1.37	1.37	1.37	82	244
11-Mar-13	9:35	Cloudy	004652	2.7124	2.7260	17428.55	17429.55	1.00	1.37	1.37	1.37	82	165
11-Mar-13	13:00	Cloudy	004508	2.6802	2.6964	17430.55	17431.55	1.00	1.37	1.37	1.37	82	197
16-Mar-13	13:00	Fine	004673	2.7382	2.7527	17454.55	17455.55	1.00	1.37	1.37	1.37	82	176
16-Mar-13	14:06	Fine	004781	2.8102	2.8267	17455.55	17456.55	1.00	1.37	1.37	1.37	82	200
16-Mar-13	15:16	Fine	004799	2.7974	2.8098	17456.55	17457.55	1.00	1.33	1.33	1.33	80	156
22-Mar-13	13:00	Fine	004753	2.8095	2.8347	17481.55	17482.55	1.00	1.35	1.35	1.35	81	312
22-Mar-13	14:08	Fine	004777	2.8378	2.8630	17482.55	17483.55	1.00	1.35	1.35	1.35	81	312
22-Mar-13	15:15	Fine	004952	2.7684	2.7816	17483.55	17484.55	1.00	1.35	1.35	1.35	81	164
28-Mar-13	13:00	Rainy	004659	2.7141	2.7260	17508.56	17509.56	1.00	1.35	1.35	1.35	81	147
28-Mar-13	14:04	Rainy	004733	2.8361	2.8432	17509.56	17510.56	1.00	1.39	1.39	1.39	84	85
28-Mar-13	15:08	Rainy	004735	2.8420	2.8538	17510.56	17511.56	1.00	1.37	1.37	1.37	82	143



Location: MA1e - International Finance Centre (Eastern Wing)

Report on 24-hour TSP monitoring
 Action Level ($\mu\text{g}/\text{m}^3$) - 173.4
 Limit Level ($\mu\text{g}/\text{m}^3$) - 260

Date	Sampling Time	Weather Condition	Filter paper no.	Filter Weight, g		Elapse Time, hr		Sampling Time, hr	Flow Rate, m^3/min			Total Volume, m^3	TSP Level, $\mu\text{g}/\text{m}^3$
				Initial	Final	Initial	Final		Initial, Q_{si}	Final, Q_{sf}	Average		
4-Mar-13	8:00	Cloudy	004230	2.7151	2.8558	10044.35	10068.35	24.00	1.32	1.32	1.32	1898	74
9-Mar-13	8:00	Fine	004475	2.6885	2.9839	10071.35	10095.35	24.00	1.29	1.29	1.29	1857	159
15-Mar-13	8:00	Fine	004710	2.6927	2.9376	10098.36	10122.36	24.00	1.30	1.29	1.29	1864	131
21-Mar-13	8:00	Cloudy	004716	2.8339	3.0594	10125.36	10149.36	24.00	1.31	1.31	1.31	1886	120
27-Mar-13	8:00	Cloudy	004767	2.8239	2.9783	10152.36	10176.36	24.00	1.27	1.27	1.27	1831	84

Report on 1-hour TSP monitoring
 Action Level ($\mu\text{g}/\text{m}^3$) - 325.1
 Limit Level ($\mu\text{g}/\text{m}^3$) - 500

Date	Sampling Time	Weather Condition	Filter paper no.	Filter Weight, g		Elapse Time, hr		Sampling Time, hr	Flow Rate, m^3/min			Total Volume, m^3	TSP Level, $\mu\text{g}/\text{m}^3$
				Initial	Final	Initial	Final		Initial, Q_{si}	Final, Q_{sf}	Average		
5-Mar-13	8:05	Cloudy	004469	2.6811	2.6967	10068.35	10069.35	1.00	1.32	1.32	1.32	79	197
5-Mar-13	9:07	Cloudy	004470	2.6858	2.6977	10069.35	10070.35	1.00	1.32	1.32	1.32	79	151
5-Mar-13	10:10	Cloudy	004329	2.7143	2.7269	10070.35	10071.35	1.00	1.32	1.32	1.32	79	160
11-Mar-13	8:10	Cloudy	004705	2.7101	2.7192	10095.35	10096.35	1.00	1.31	1.31	1.31	79	116
11-Mar-13	9:15	Cloudy	004707	2.7357	2.7429	10096.35	10097.35	1.00	1.31	1.31	1.31	79	91
11-Mar-13	10:20	Cloudy	004709	2.7000	2.7088	10097.35	10098.35	1.00	1.31	1.31	1.31	79	112
16-Mar-13	8:00	Fine	004328	2.7287	2.7396	10122.36	10123.36	1.00	1.31	1.31	1.31	79	138
16-Mar-13	9:03	Fine	004472	2.6909	2.7038	10123.36	10124.36	1.00	1.31	1.31	1.31	79	164
16-Mar-13	10:05	Fine	004713	2.7438	2.7567	10124.36	10125.36	1.00	1.31	1.31	1.31	79	164
22-Mar-13	8:10	Fine	004718	2.8142	2.8254	10149.36	10150.36	1.00	1.31	1.31	1.31	79	143
22-Mar-13	9:15	Fine	004720	2.8190	2.8310	10150.36	10151.36	1.00	1.31	1.31	1.31	79	153
22-Mar-13	10:18	Fine	004769	2.8236	2.8364	10151.36	10152.36	1.00	1.31	1.31	1.31	79	163
28-Mar-13	8:15	Rainy	004477	2.6923	2.6983	10176.36	10177.36	1.00	1.27	1.27	1.27	76	79
28-Mar-13	9:18	Rainy	004479	2.6981	2.7040	10177.36	10178.36	1.00	1.27	1.27	1.27	76	77
28-Mar-13	10:20	Rainy	006183	2.6405	2.6480	10178.36	10179.36	1.00	1.27	1.27	1.27	76	98



Location: MA1w - International Finance Centre (Western Wing)

Report on 24-hour TSP monitoring

Action Level ($\mu\text{g}/\text{m}^3$) - 173.4
 Limit Level ($\mu\text{g}/\text{m}^3$) - 260

Date	Sampling Time	Weather Condition	Filter paper no.	Filter Weight, g		Elapse Time, hr		Sampling Time, hr	Flow Rate, m^3/min			Total Volume, m^3	TSP Level, $\mu\text{g}/\text{m}^3$
				Initial	Final	Initial	Final		Initial, Q_{si}	Final, Q_{sf}	Average		
4-Mar-13	8:00	Cloudy	004324	2.7164	2.8782	13162.59	13186.59	24.00	1.40	1.40	1.40	2012	80
9-Mar-13	8:00	Fine	004476	2.6583	2.8719	13189.59	13213.59	24.00	1.37	1.37	1.37	1973	108
15-Mar-13	8:00	Fine	004711	2.7190	2.8584	13216.59	13240.59	24.00	1.39	1.39	1.39	2008	69
21-Mar-13	8:00	Cloudy	004715	2.6995	2.9066	13243.59	13267.59	24.00	1.37	1.37	1.37	1973	105
27-Mar-13	8:00	Cloudy	004704	2.7153	2.8684	13270.59	13294.59	24.00	1.39	1.39	1.39	2003	76

Report on 1-hour TSP monitoring

Action Level ($\mu\text{g}/\text{m}^3$) - 325.1
 Limit Level ($\mu\text{g}/\text{m}^3$) - 500

Date	Sampling Time	Weather Condition	Filter paper no.	Filter Weight, g		Elapse Time, hr		Sampling Time, hr	Flow Rate, m^3/min			Total Volume, m^3	TSP Level, $\mu\text{g}/\text{m}^3$
				Initial	Final	Initial	Final		Initial, Q_{si}	Final, Q_{sf}	Average		
5-Mar-13	8:15	Cloudy	004327	2.7178	2.7276	13186.59	13187.59	1.00	1.40	1.40	1.40	84	117
5-Mar-13	9:18	Cloudy	004471	2.6923	2.7044	13187.59	13188.59	1.00	1.40	1.40	1.40	84	144
5-Mar-13	10:20	Cloudy	004474	2.6783	2.6909	13188.59	13189.59	1.00	1.40	1.40	1.40	84	150
11-Mar-13	8:20	Cloudy	004706	2.7335	2.7380	13213.59	13214.59	1.00	1.39	1.39	1.39	84	54
11-Mar-13	9:22	Cloudy	004708	2.7118	2.7214	13214.59	13215.59	1.00	1.39	1.39	1.39	84	115
11-Mar-13	10:25	Cloudy	004483	2.6789	2.6913	13215.59	13216.59	1.00	1.39	1.39	1.39	84	148
16-Mar-13	8:08	Fine	004712	2.7275	2.7403	13240.59	13241.59	1.00	1.39	1.39	1.39	84	153
16-Mar-13	9:10	Fine	004473	2.6818	2.6979	13241.59	13242.59	1.00	1.39	1.39	1.39	84	193
16-Mar-13	10:13	Fine	004714	2.7015	2.7159	13242.59	13243.59	1.00	1.39	1.39	1.39	84	172
22-Mar-13	8:20	Fine	004719	2.8195	2.8301	13267.59	13268.59	1.00	1.37	1.37	1.37	82	129
22-Mar-13	9:22	Fine	004770	2.8025	2.8134	13268.59	13269.59	1.00	1.37	1.37	1.37	82	133
22-Mar-13	13:00	Fine	004768	2.8261	2.8377	13269.59	13270.59	1.00	1.35	1.35	1.35	81	143
28-Mar-13	8:22	Rainy	004478	2.6822	2.6900	13294.59	13295.59	1.00	1.39	1.39	1.39	83	93
28-Mar-13	9:25	Rainy	006182	2.6338	2.6421	13295.59	13296.59	1.00	1.39	1.39	1.39	83	99
28-Mar-13	10:30	Rainy	006206	2.6599	2.6684	13296.59	13297.59	1.00	1.39	1.39	1.39	83	102



Location: CMA1b - Oil Street Site Office

Report on 24-hour TSP monitoring

Action Level ($\mu\text{g}/\text{m}^3$) - 176.7

Limit Level ($\mu\text{g}/\text{m}^3$) - 260

Date	Sampling Time	Weather Condition	Filter paper no.	Filter Weight, g		Elapse Time, hr		Sampling Time, hr	Flow Rate, m^3/min			Total Volume, m^3	TSP Level, $\mu\text{g}/\text{m}^3$
				Initial	Final	Initial	Final		Initial, Q_{si}	Final, Q_{sf}	Average		
2-Apr-13	8:00	Cloudy	004662	2.7287	2.8417	2599.16	2623.16	24.00	0.99	1.00	0.99	1433	79
8-Apr-13	8:00	Rainy	004726	2.8285	3.0661	2626.16	2650.15	23.99	1.18	1.18	1.18	1699	140
13-Apr-13	8:00	Cloudy	004693	2.7232	2.9298	2653.15	2677.15	24.00	1.27	1.27	1.27	1825	113
20-Apr-13	13:00	Cloudy	006044	2.6136	2.7244	2707.18	2731.18	24.00	1.08	1.09	1.09	1564	71
25-Apr-13	8:00	Cloudy	006045	2.6357	2.8992	2731.18	2755.18	24.00	1.08	1.09	1.08	1561	169

* Due to lack of electricity supply, 24 hr TSP monitoring was rescheduled from 19 Apr 2013 to 20 Apr 2013.

Report on 1-hour TSP monitoring

Action Level ($\mu\text{g}/\text{m}^3$) - 320.1

Limit Level ($\mu\text{g}/\text{m}^3$) - 500

Date	Sampling Time	Weather Condition	Filter paper no.	Filter Weight, g		Elapse Time, hr		Sampling Time, hr	Flow Rate, m^3/min			Total Volume, m^3	TSP Level, $\mu\text{g}/\text{m}^3$
				Initial	Final	Initial	Final		Initial, Q_{si}	Final, Q_{sf}	Average		
3-Apr-13	8:30	Cloudy	004741	2.8446	2.8582	2623.16	2624.16	1.00	1.13	1.13	1.13	68	200
3-Apr-13	9:39	Cloudy	004738	2.8381	2.8498	2624.16	2625.16	1.00	1.13	1.13	1.13	68	172
3-Apr-13	10:43	Cloudy	004723	2.8249	2.8369	2625.16	2626.16	1.00	1.18	1.18	1.18	71	170
9-Apr-13	8:00	Rainy	004669	2.7445	2.7539	2650.15	2651.15	1.00	1.25	1.25	1.25	75	126
9-Apr-13	9:00	Rainy	004732	2.8263	2.8288	2651.15	2652.15	1.00	1.25	1.25	1.25	75	33
9-Apr-13	10:00	Rainy	004805	2.8192	2.8300	2652.15	2653.15	1.00	1.16	1.14	1.15	69	157
15-Apr-13	13:00	Hazy	004960	2.7660	2.7885	2677.15	2678.15	1.00	1.06	1.06	1.06	64	353
15-Apr-13	14:20	Hazy	004913	2.7459	2.7655	2678.15	2679.15	1.00	1.20	1.20	1.20	72	273
15-Apr-13	15:28	Hazy	004931	2.7840	2.8186	2679.15	2680.15	1.00	1.24	1.24	1.24	74	465
20-Apr-13	8:00	Cloudy	006038	2.6478	2.6551	2704.18	2705.18	1.00	1.15	1.15	1.15	69	106
20-Apr-13	9:12	Cloudy	006040	2.6383	2.6439	2705.18	2706.18	1.00	1.13	1.13	1.13	68	83
20-Apr-13	10:23	Cloudy	006042	2.6409	2.6476	2706.18	2707.18	1.00	1.11	1.11	1.11	66	101
26-Apr-13	8:05	Cloudy	004691	2.6844	2.6924	2755.18	2756.18	1.00	1.13	1.13	1.13	68	118
26-Apr-13	9:13	Cloudy	004749	2.8051	2.8108	2756.18	2757.18	1.00	1.13	1.13	1.13	68	84
26-Apr-13	10:25	Cloudy	004779	2.8254	2.8319	2757.18	2758.18	1.00	1.13	1.13	1.13	68	96



Location: CMA2a - Causeway Bay Community Centre

Report on 24-hour TSP monitoring
Action Level ($\mu\text{g}/\text{m}^3$) - 169.5
Limit Level ($\mu\text{g}/\text{m}^3$) - 260

Date	Sampling Time	Weather Condition	Filter paper no.	Filter Weight, g		Elapse Time, hr		Sampling Time, hr	Flow Rate, m^3/min			Total Volume, m^3	TSP Level, $\mu\text{g}/\text{m}^3$
				Initial	Final	Initial	Final		Initial, Q_{si}	Final, Q_{sf}	Average		
2-Apr-13	8:00	Cloudy	004661	2.7321	2.8342	12362.67	12386.67	24.00	1.28	1.28	1.28	1848	55
8-Apr-13	8:00	Rainy	004725	2.8305	3.0180	12389.67	12413.67	24.00	1.39	1.39	1.39	2008	93
13-Apr-13	8:00	Cloudy	004694	2.7260	2.9383	12416.67	12440.67	24.00	1.35	1.35	1.35	1945	109
19-Apr-13	8:00	Cloudy	004205	2.7413	2.8680	12443.66	12467.66	24.00	1.55	1.55	1.55	2235	57
25-Apr-13	8:00	Cloudy	006043	2.6002	2.7238	12470.66	12494.66	24.00	1.38	1.39	1.39	1997	62

Report on 1-hour TSP monitoring
Action Level ($\mu\text{g}/\text{m}^3$) - 323.4
Limit Level ($\mu\text{g}/\text{m}^3$) - 500

Date	Sampling Time	Weather Condition	Filter paper no.	Filter Weight, g		Elapse Time, hr		Sampling Time, hr	Flow Rate, m^3/min			Total Volume, m^3	TSP Level, $\mu\text{g}/\text{m}^3$
				Initial	Final	Initial	Final		Initial, Q_{si}	Final, Q_{sf}	Average		
3-Apr-13	8:23	Cloudy	004742	2.8216	2.8389	12386.67	12387.67	1.00	1.41	1.41	1.41	84	205
3-Apr-13	9:28	Cloudy	004739	2.8096	2.8255	12387.67	12388.67	1.00	1.41	1.41	1.41	84	188
3-Apr-13	10:32	Cloudy	004722	2.8134	2.8260	12388.67	12389.67	1.00	1.37	1.37	1.37	82	154
9-Apr-13	8:00	Rainy	004660	2.7064	2.7176	12413.67	12414.67	1.00	1.42	1.42	1.42	85	132
9-Apr-13	9:00	Rainy	004657	2.7267	2.7389	12414.67	12415.67	1.00	1.42	1.42	1.42	85	144
9-Apr-13	10:00	Rainy	004697	2.7075	2.7181	12415.67	12416.67	1.00	1.42	1.42	1.42	85	125
15-Apr-13	13:00	Hazy	004231	2.6981	2.7181	12440.67	12441.67	1.00	1.35	1.35	1.35	81	248
15-Apr-13	14:07	Hazy	004914	2.7571	2.7795	12441.67	12442.67	1.00	1.35	1.35	1.35	81	277
15-Apr-13	15:15	Hazy	004912	2.7580	2.7811	12442.67	12443.67	1.00	1.35	1.35	1.35	81	286
20-Apr-13	13:00	Cloudy	006037	2.6580	2.6630	12467.66	12468.66	1.00	1.39	1.39	1.39	83	60
20-Apr-13	14:06	Cloudy	006039	2.6353	2.6419	12468.66	12469.66	1.00	1.39	1.39	1.39	83	79
20-Apr-13	15:14	Cloudy	006041	2.6072	2.6151	12469.66	12470.66	1.00	1.39	1.39	1.39	83	95
26-Apr-13	8:03	Cloudy	004690	2.6901	2.6945	12494.67	12495.67	1.00	1.39	1.39	1.39	83	53
26-Apr-13	9:07	Cloudy	004773	2.8191	2.8262	12495.67	12496.67	1.00	1.37	1.37	1.37	82	86
26-Apr-13	10:15	Cloudy	004750	2.8249	2.8305	12496.67	12497.67	1.00	1.39	1.39	1.39	83	67



Location: CMA3a - CWB PRE Site Office Area

Report on 24-hour TSP monitoring
 Action Level ($\mu\text{g}/\text{m}^3$) - 171
 Limit Level ($\mu\text{g}/\text{m}^3$) - 260

Date	Sampling Time	Weather Condition	Filter paper no.	Filter Weight, g		Elapse Time, hr		Sampling Time, hr	Flow Rate, m^3/min			Total Volume, m^3	TSP Level, $\mu\text{g}/\text{m}^3$
				Initial	Final	Initial	Final		Initial, Q_{si}	Final, Q_{sf}	Average		
2-Apr-13	8:00	Cloudy	004744	2.8415	3.0743	13139.09	13163.09	24.00	1.46	1.46	1.46	2105	111
9-Apr-13	8:00	Rainy	006075	2.6114	2.7228	13191.93	13215.93	24.00	1.55	1.55	1.55	2230	50
13-Apr-13	8:00	Cloudy	004171	2.7375	3.0175	13215.93	13239.92	23.99	1.66	1.65	1.66	2386	117
19-Apr-13	8:00	Cloudy	004921	2.7780	2.9549	13242.92	13266.93	24.01	1.56	1.56	1.56	2246	79
26-Apr-13	14:15	Cloudy	004670	2.7413	3.1004	13285.57	13309.57	24.00	1.61	1.61	1.61	2317	155

*Due to lack of electricity supply, the 24hr-TSP monitoring was rescheduled from 08 Apr 2013 to 09 Apr 2013 and from 25 Apr 2013 to 26 Apr 2013.

Report on 1-hour TSP monitoring
 Action Level ($\mu\text{g}/\text{m}^3$) - 311.3
 Limit Level ($\mu\text{g}/\text{m}^3$) - 500

Date	Sampling Time	Weather Condition	Filter paper no.	Filter Weight, g		Elapse Time, hr		Sampling Time, hr	Flow Rate, m^3/min			Total Volume, m^3	TSP Level, $\mu\text{g}/\text{m}^3$
				Initial	Final	Initial	Final		Initial, Q_{si}	Final, Q_{sf}	Average		
3-Apr-13	9:15	Cloudy	004916	2.8100	2.8283	13163.09	13164.09	1.00	1.64	1.64	1.64	99	186
3-Apr-13	10:57	Cloudy	004918	2.8051	2.8189	13164.09	13165.09	1.00	1.64	1.64	1.64	99	140
3-Apr-13	13:25	Cloudy	004920	2.7907	2.8095	13165.09	13166.09	1.00	1.55	1.55	1.55	93	202
9-Apr-13	9:15	Rainy	006069	2.6323	2.6419	13188.93	13189.93	1.00	1.52	1.52	1.52	91	105
9-Apr-13	10:57	Rainy	006071	2.6222	2.6298	13189.93	13190.93	1.00	1.52	1.52	1.52	91	83
9-Apr-13	13:25	Rainy	006073	2.6282	2.6340	13191.93	13192.93	1.00	1.52	1.52	1.52	91	63
15-Apr-13	9:30	Hazy	004924	2.7823	2.8135	13239.92	13240.92	1.00	1.79	1.79	1.79	107	291
15-Apr-13	10:47	Hazy	004926	2.8090	2.8468	13240.92	13241.92	1.00	1.65	1.61	1.63	98	387
15-Apr-13	13:00	Hazy	004928	2.7948	2.8280	13241.92	13242.92	1.00	1.61	1.61	1.61	96	344
20-Apr-13	8:20	Cloudy	006087	2.6308	2.6418	13266.93	13267.93	1.00	1.47	1.47	1.47	88	125
20-Apr-13	9:30	Cloudy	006089	2.6010	2.6120	13267.93	13268.93	1.00	1.47	1.47	1.47	88	125
20-Apr-13	10:35	Cloudy	006058	2.6192	2.6310	13268.93	13269.93	1.00	1.47	1.47	1.47	88	134
26-Apr-13	8:14	Cloudy	006046	2.6270	2.6359	13282.57	13283.57	1.00	1.47	1.47	1.47	88	101
26-Apr-13	10:28	Cloudy	006100	2.6087	2.6150	13283.57	13284.57	1.00	1.52	1.52	1.52	91	69
26-Apr-13	13:00	Cloudy	004688	2.7223	2.7323	13284.57	13285.57	1.00	1.61	1.61	1.61	97	104



Location: CMA4a - SPCA

Report on 24-hour TSP monitoring

Action Level ($\mu\text{g}/\text{m}^3$) - 171.2
Limit Level ($\mu\text{g}/\text{m}^3$) - 260

Date	Sampling Time	Weather Condition	Filter paper no.	Filter Weight, g		Elapse Time, hr		Sampling Time, hr	Flow Rate, m^3/min			Total Volume, m^3	TSP Level, $\mu\text{g}/\text{m}^3$
				Initial	Final	Initial	Final		Initial, Q_{si}	Final, Q_{sf}	Average		
2-Apr-13	8:00	Cloudy	004746	2.8186	2.9788	16512.37	16536.37	24.00	1.22	1.22	1.22	1759	91
8-Apr-13	8:00	Rainy	004727	2.8242	3.0811	16539.58	16563.58	24.00	1.31	1.31	1.31	1888	136
13-Apr-13	8:00	Cloudy	006076	2.6405	2.8321	16566.58	16590.57	23.99	1.29	1.29	1.29	1855	103
19-Apr-13	8:00	Cloudy	004922	2.8079	2.9363	16593.57	16617.57	24.00	1.34	1.34	1.34	1934	66
25-Apr-13	8:00	Cloudy	006035	2.6661	2.8029	16620.58	16644.58	24.00	1.28	1.29	1.28	1849	74

Report on 1-hour TSP monitoring

Action Level ($\mu\text{g}/\text{m}^3$) - 312.5
Limit Level ($\mu\text{g}/\text{m}^3$) - 500

Date	Sampling Time	Weather Condition	Filter paper no.	Filter Weight, g		Elapse Time, hr		Sampling Time, hr	Flow Rate, m^3/min			Total Volume, m^3	TSP Level, $\mu\text{g}/\text{m}^3$
				Initial	Final	Initial	Final		Initial, Q_{si}	Final, Q_{sf}	Average		
3-Apr-13	9:32	Cloudy	004915	2.7895	2.7988	16536.98	16537.98	1.00	1.10	1.10	1.10	66	141
3-Apr-13	10:51	Cloudy	004917	2.7851	2.7950	16537.98	16538.98	1.00	1.22	1.22	1.22	73	135
3-Apr-13	13:07	Cloudy	004919	2.7898	2.8025	16538.98	16539.98	1.00	1.26	1.26	1.26	76	168
9-Apr-13	13:00	Rainy	006070	2.6326	2.6376	16563.58	16564.58	1.00	1.27	1.27	1.27	76	66
9-Apr-13	14:17	Rainy	006072	2.6286	2.6329	16564.58	16565.58	1.00	1.29	1.29	1.29	77	56
9-Apr-13	15:31	Rainy	006074	2.6201	2.6228	16565.58	16566.58	1.00	1.29	1.29	1.29	77	35
15-Apr-13	9:25	Hazy	004923	2.7913	2.8118	16590.57	16591.57	1.00	1.10	1.10	1.10	66	309
15-Apr-13	10:30	Hazy	004925	2.8141	2.8346	16591.57	16592.57	1.00	1.27	1.22	1.25	75	274
15-Apr-13	11:35	Hazy	004927	2.7674	2.7874	16592.57	16593.57	1.00	1.27	1.26	1.27	76	263
20-Apr-13	8:35	Cloudy	006088	2.6202	2.6268	16617.58	16618.58	1.00	1.34	1.34	1.34	81	82
20-Apr-13	9:44	Cloudy	006090	2.6044	2.6115	16618.58	16619.58	1.00	1.34	1.34	1.34	81	88
20-Apr-13	10:47	Cloudy	006034	2.6441	2.6492	16619.58	16620.58	1.00	1.34	1.34	1.34	81	63
26-Apr-13	8:27	Cloudy	006098	2.5950	2.5989	16644.58	16645.58	1.00	1.29	1.29	1.29	77	51
26-Apr-13	9:32	Cloudy	006099	2.6141	2.6183	16645.58	16646.58	1.00	1.29	1.29	1.29	77	54
26-Apr-13	13:00	Cloudy	004687	2.7122	2.7186	16646.58	16647.58	1.00	1.29	1.29	1.29	77	83



Location: CMA5a - Children Garden opposite to Pedestrian Plaza

Report on 24-hour TSP monitoring

Action Level ($\mu\text{g}/\text{m}^3$) - 181
Limit Level ($\mu\text{g}/\text{m}^3$) - 260

Date	Sampling Time	Weather Condition	Filter paper no.	Filter Weight, g		Elapse Time, hr		Sampling Time, hr	Flow Rate, m^3/min			Total Volume, m^3	TSP Level, $\mu\text{g}/\text{m}^3$
				Initial	Final	Initial	Final		Initial, Q_{si}	Final, Q_{sf}	Average		
2-Apr-13	8:00	Cloudy	004737	2.8397	3.0210	17511.57	17535.57	24.00	1.37	1.37	1.37	1974	92
8-Apr-13	8:00	Rainy	004170	2.7483	2.9738	17538.57	17562.57	24.00	1.37	1.37	1.37	1975	114
13-Apr-13	8:00	Cloudy	006115	2.6782	2.9566	17565.57	17589.56	23.99	1.39	1.39	1.39	2004	139
19-Apr-13	8:00	Cloudy	006084	2.6252	2.7169	17592.56	17616.56	24.00	1.32	1.32	1.32	1897	48
25-Apr-13	8:00	Cloudy	006052	2.6144	2.7187	17619.56	17643.56	24.00	1.36	1.37	1.36	1963	53

Report on 1-hour TSP monitoring

Action Level ($\mu\text{g}/\text{m}^3$) - 332
Limit Level ($\mu\text{g}/\text{m}^3$) - 500

Date	Sampling Time	Weather Condition	Filter paper no.	Filter Weight, g		Elapse Time, hr		Sampling Time, hr	Flow Rate, m^3/min			Total Volume, m^3	TSP Level, $\mu\text{g}/\text{m}^3$
				Initial	Final	Initial	Final		Initial, Q_{si}	Final, Q_{sf}	Average		
3-Apr-13	8:20	Cloudy	004781	2.8216	2.8377	17535.57	17536.57	1.00	1.26	1.26	1.26	76	213
3-Apr-13	9:20	Cloudy	004180	2.7434	2.7530	17536.57	17537.57	1.00	1.39	1.39	1.39	84	115
3-Apr-13	13:00	Cloudy	004181	2.7530	2.7635	17537.57	17538.57	1.00	1.49	1.49	1.49	89	118
9-Apr-13	8:40	Rainy	006114	2.6943	2.7048	17562.57	17563.57	1.00	1.39	1.39	1.39	84	125
9-Apr-13	9:43	Rainy	006108	2.6051	2.6117	17563.57	17564.57	1.00	1.39	1.39	1.39	84	79
9-Apr-13	13:00	Rainy	006110	2.6025	2.6100	17564.57	17565.57	1.00	1.39	1.39	1.39	84	90
15-Apr-13	8:10	Hazy	006078	2.6375	2.6575	17589.56	17590.56	1.00	1.05	1.09	1.07	64	311
15-Apr-13	10:09	Hazy	006080	2.6331	2.6503	17590.56	17591.56	1.00	1.23	1.23	1.23	74	233
15-Apr-13	13:00	Hazy	006082	2.6255	2.6398	17591.56	17592.56	1.00	1.18	1.18	1.18	71	201
20-Apr-13	13:00	Cloudy	004783	2.8247	2.8336	17616.56	17617.56	1.00	1.36	1.36	1.36	82	109
20-Apr-13	14:03	Cloudy	006096	2.6223	2.6254	17617.56	17618.56	1.00	1.36	1.36	1.36	82	38
20-Apr-13	15:13	Cloudy	006134	2.6547	2.6622	17618.56	17619.56	1.00	1.36	1.36	1.36	82	92
26-Apr-13	8:05	Cloudy	006141	2.6474	2.6555	17643.57	17644.57	1.00	1.37	1.37	1.37	82	99
26-Apr-13	13:00	Cloudy	006149	2.6447	2.6534	17644.57	17645.57	1.00	1.37	1.37	1.37	82	106
26-Apr-13	14:40	Cloudy	006144	2.6522	2.6621	17645.57	17646.57	1.00	1.37	1.37	1.37	82	121



Location: MA1e - International Finance Centre (Eastern Wing)

Report on 24-hour TSP monitoring
 Action Level ($\mu\text{g}/\text{m}^3$) - 173.4
 Limit Level ($\mu\text{g}/\text{m}^3$) - 260

Date	Sampling Time	Weather Condition	Filter paper no.	Filter Weight, g		Elapse Time, hr		Sampling Time, hr	Flow Rate, m^3/min			Total Volume, m^3	TSP Level, $\mu\text{g}/\text{m}^3$
				Initial	Final	Initial	Final		Initial, Q_{si}	Final, Q_{sf}	Average		
2-Apr-13	8:00	Cloudy	006184	2.6493	2.8173	10179.36	10203.36	24.00	1.31	1.31	1.31	1888	89
8-Apr-13	8:00	Rainy	006201	2.6710	2.8778	10206.36	10230.36	24.00	1.33	1.33	1.33	1918	108
13-Apr-13	8:00	Cloudy	006067	2.6320	2.8172	10233.36	10257.35	23.99	1.33	1.33	1.33	1914	97
19-Apr-13	8:00	Cloudy	006085	2.6303	2.7436	10260.35	10284.35	24.00	1.30	1.31	1.30	1879	60
25-Apr-13	8:00	Cloudy	006053	2.6258	2.8706	10287.35	10311.36	24.01	1.28	1.29	1.29	1853	132

Report on 1-hour TSP monitoring
 Action Level ($\mu\text{g}/\text{m}^3$) - 325.1
 Limit Level ($\mu\text{g}/\text{m}^3$) - 500

Date	Sampling Time	Weather Condition	Filter paper no.	Filter Weight, g		Elapse Time, hr		Sampling Time, hr	Flow Rate, m^3/min			Total Volume, m^3	TSP Level, $\mu\text{g}/\text{m}^3$
				Initial	Final	Initial	Final		Initial, Q_{si}	Final, Q_{sf}	Average		
3-Apr-13	8:30	Cloudy	006205	2.6740	2.6878	10203.36	10204.36	1.00	1.27	1.29	1.28	77	179
3-Apr-13	9:33	Cloudy	006204	2.6756	2.6880	10204.36	10205.36	1.00	1.31	1.31	1.31	79	158
3-Apr-13	10:35	Cloudy	006059	2.6388	2.6477	10205.36	10206.36	1.00	1.31	1.31	1.31	79	113
9-Apr-13	8:11	Rainy	004729	2.8219	2.8287	10230.36	10231.36	1.00	1.33	1.29	1.31	79	86
9-Apr-13	9:23	Rainy	004731	2.8311	2.8392	10231.36	10232.36	1.00	1.33	1.29	1.31	79	103
9-Apr-13	10:26	Rainy	006065	2.6563	2.6596	10232.36	10233.36	1.00	1.33	1.29	1.31	79	42
15-Apr-13	8:30	Hazy	006050	2.6274	2.6688	10257.35	10258.35	1.00	1.36	1.29	1.33	80	521
15-Apr-13	9:35	Hazy	006048	2.6033	2.6302	10258.35	10259.35	1.00	1.36	1.29	1.33	80	338
15-Apr-13	10:38	Hazy	006047	2.6453	2.6730	10259.35	10260.35	1.00	1.36	1.29	1.33	80	348
20-Apr-13	8:05	Cloudy	006057	2.6093	2.6120	10284.35	10285.35	1.00	1.33	1.33	1.33	80	34
20-Apr-13	9:15	Cloudy	006056	2.6061	2.6104	10285.35	10286.35	1.00	1.33	1.33	1.33	80	54
20-Apr-13	10:30	Cloudy	006054	2.6208	2.6237	10286.35	10287.35	1.00	1.33	1.33	1.33	80	36
26-Apr-13	8:38	Cloudy	006051	2.6215	2.6242	10311.36	10312.36	1.00	1.33	1.33	1.33	80	34
26-Apr-13	9:42	Cloudy	006187	2.6368	2.6442	10312.36	10313.36	1.00	1.33	1.33	1.33	80	93
26-Apr-13	10:45	Cloudy	006189	2.6728	2.6907	10313.36	10314.36	1.00	1.33	1.33	1.33	80	225



Location: MA1w - International Finance Centre (Western Wing)

Report on 24-hour TSP monitoring

Action Level ($\mu\text{g}/\text{m}^3$) - 173.4
 Limit Level ($\mu\text{g}/\text{m}^3$) - 260

Date	Sampling Time	Weather Condition	Filter paper no.	Filter Weight, g		Elapse Time, hr		Sampling Time, hr	Flow Rate, m^3/min			Total Volume, m^3	TSP Level, $\mu\text{g}/\text{m}^3$
				Initial	Final	Initial	Final		Initial, Q_{si}	Final, Q_{sf}	Average		
2-Apr-13	8:00	Cloudy	006185	2.6361	2.7854	13297.59	13321.59	24.00	1.39	1.39	1.39	2003	75
8-Apr-13	8:00	Rainy	006200	2.6396	2.8383	13324.59	13348.59	24.00	1.37	1.37	1.37	1976	101
13-Apr-13	8:00	Cloudy	006068	2.6215	2.8087	13351.59	13375.58	23.99	1.39	1.37	1.38	1986	94
19-Apr-13	8:00	Cloudy	006086	2.6026	2.6966	13378.58	13402.58	24.00	1.38	1.38	1.38	1992	47
25-Apr-13	8:00	Cloudy	006194	2.6499	2.8085	13405.58	13429.59	24.01	1.36	1.37	1.37	1968	81

Report on 1-hour TSP monitoring

Action Level ($\mu\text{g}/\text{m}^3$) - 325.1
 Limit Level ($\mu\text{g}/\text{m}^3$) - 500

Date	Sampling Time	Weather Condition	Filter paper no.	Filter Weight, g		Elapse Time, hr		Sampling Time, hr	Flow Rate, m^3/min			Total Volume, m^3	TSP Level, $\mu\text{g}/\text{m}^3$
				Initial	Final	Initial	Final		Initial, Q_{si}	Final, Q_{sf}	Average		
3-Apr-13	8:38	Cloudy	006050	2.6110	2.6263	13321.59	13322.59	1.00	1.39	1.39	1.39	84	183
3-Apr-13	9:40	Cloudy	006203	2.6428	2.6593	13322.59	13323.59	1.00	1.39	1.39	1.39	84	198
3-Apr-13	10:43	Cloudy	006202	2.6720	2.6872	13323.59	13324.59	1.00	1.39	1.39	1.39	84	182
9-Apr-13	8:19	Rainy	004730	2.8255	2.8330	13348.59	13349.59	1.00	1.37	1.37	1.37	82	91
9-Apr-13	9:23	Rainy	006064	2.6361	2.6412	13349.59	13350.59	1.00	1.37	1.37	1.37	82	62
9-Apr-13	10:31	Rainy	006066	2.6362	2.6418	13350.59	13351.59	1.00	1.37	1.37	1.37	82	68
15-Apr-13	8:40	Hazy	006049	2.6360	2.6728	13375.58	13376.58	1.00	1.35	1.35	1.35	81	455
15-Apr-13	9:23	Hazy	006199	2.6478	2.6840	13376.58	13377.58	1.00	1.35	1.35	1.35	81	447
15-Apr-13	10:31	Hazy	006198	2.6408	2.6762	13377.58	13378.58	1.00	1.35	1.35	1.35	81	437
20-Apr-13	8:15	Cloudy	006196	2.6660	2.6727	13402.58	13403.58	1.00	1.37	1.37	1.37	82	82
20-Apr-13	9:20	Cloudy	006197	2.6476	2.6567	13403.58	13404.58	1.00	1.37	1.37	1.37	82	111
20-Apr-13	10:45	Cloudy	006055	2.6283	2.6337	13404.58	13405.58	1.00	1.37	1.37	1.37	82	66
26-Apr-13	8:45	Cloudy	006186	2.6353	2.6437	13429.59	13430.59	1.00	1.37	1.37	1.37	82	102
26-Apr-13	9:50	Cloudy	006188	2.6398	2.6472	13430.59	13431.59	1.00	1.37	1.37	1.37	82	90
26-Apr-13	10:53	Cloudy	006190	2.6467	2.6558	13431.59	13432.59	1.00	1.37	1.37	1.37	82	111



Location: CMA1b - Oil Street Site Office

Report on 24-hour TSP monitoring

Action Level ($\mu\text{g}/\text{m}^3$) - 176.7

Limit Level ($\mu\text{g}/\text{m}^3$) - 260

Date	Sampling Time	Weather Condition	Filter paper no.	Filter Weight, g		Elapse Time, hr		Sampling Time, hr	Flow Rate, m^3/min			Total Volume, m^3	TSP Level, $\mu\text{g}/\text{m}^3$
				Initial	Final	Initial	Final		Initial, Q_{si}	Final, Q_{sf}	Average		
1-May-13	8:00	Cloudy	004686	2.6912	2.7527	2758.18	2782.18	24.00	1.24	1.25	1.24	1791	34
7-May-13	8:00	Cloudy	006142	2.6387	2.6954	2785.18	2809.18	24.00	1.24	1.24	1.24	1787	32
13-May-13	8:00	Cloudy	006177	2.6477	2.7991	2812.18	2836.18	24.00	1.24	1.23	1.23	1778	85
18-May-13	8:00	Cloudy	005595	2.8764	2.9555	2839.18	2863.18	24.00	1.23	1.23	1.23	1772	45
24-May-13	8:00	Cloudy	005615	2.7458	2.8424	2869.07	2893.07	24.00	1.23	1.23	1.23	1776	54

Report on 1-hour TSP monitoring

Action Level ($\mu\text{g}/\text{m}^3$) - 320.1

Limit Level ($\mu\text{g}/\text{m}^3$) - 500

Date	Sampling Time	Weather Condition	Filter paper no.	Filter Weight, g		Elapse Time, hr		Sampling Time, hr	Flow Rate, m^3/min			Total Volume, m^3	TSP Level, $\mu\text{g}/\text{m}^3$
				Initial	Final	Initial	Final		Initial, Q_{si}	Final, Q_{sf}	Average		
2-May-13	8:02	Cloudy	006159	2.6640	2.6745	2782.18	2783.18	1.00	1.29	1.29	1.29	77	136
2-May-13	9:25	Cloudy	006161	2.6612	2.6738	2783.18	2784.18	1.00	1.29	1.29	1.29	77	163
2-May-13	13:00	Cloudy	006162	2.6585	2.6733	2784.18	2785.18	1.00	1.29	1.29	1.29	77	191
8-May-13	8:03	Cloudy	006155	2.6538	2.6656	2809.18	2810.18	1.00	1.20	1.20	1.20	72	164
8-May-13	9:05	Cloudy	006153	2.6769	2.6860	2810.18	2811.18	1.00	1.24	1.24	1.24	74	122
8-May-13	10:10	Cloudy	006151	2.6504	2.6591	2811.18	2812.18	1.00	1.24	1.24	1.24	74	117
14-May-13	8:10	Cloudy	005587	2.8678	2.8806	2836.18	2837.18	1.00	1.23	1.23	1.23	74	173
14-May-13	9:20	Cloudy	005590	2.8726	2.8830	2837.18	2838.18	1.00	1.23	1.23	1.23	74	140
14-May-13	10:30	Cloudy	005593	2.8735	2.8824	2838.18	2839.18	1.00	1.23	1.23	1.23	74	120
20-May-13	8:05	Cloudy	005621	2.7355	2.7400	2863.18	2864.18	1.00	1.23	1.23	1.23	74	61
20-May-13	13:10	Cloudy	005619	2.7254	2.7315	2864.18	2865.18	1.00	1.23	1.23	1.23	74	83
20-May-13	15:15	Cloudy	005603	2.8759	2.8814	2865.18	2866.18	1.00	1.23	1.23	1.23	74	75
25-May-13	8:15	Hazy	005693	2.7374	2.7434	2893.07	2894.07	1.00	1.24	1.24	1.24	74	81
25-May-13	9:25	Hazy	005695	2.7720	2.7761	2894.07	2895.07	1.00	1.24	1.24	1.24	74	55
25-May-13	10:30	Hazy	005697	2.7342	2.7394	2895.07	2896.07	1.00	1.24	1.24	1.24	74	70

Location: CMA2a - Causeway Bay Community Centre

Report on 24-hour TSP monitoring

Action Level ($\mu\text{g}/\text{m}^3$) - 169.5

Limit Level ($\mu\text{g}/\text{m}^3$) - 260

Date	Sampling Time	Weather Condition	Filter paper no.	Filter Weight, g		Elapse Time, hr		Sampling Time, hr	Flow Rate, m^3/min			Total Volume, m^3	TSP Level, $\mu\text{g}/\text{m}^3$
				Initial	Final	Initial	Final		Initial, Q_{si}	Final, Q_{sf}	Average		
1-May-13	8:00	Cloudy	004778	2.8198	2.9706	12497.67	12521.67	24.00	1.45	1.46	1.45	2093	72
7-May-13	8:00	Cloudy	006147	2.6531	2.7829	12524.67	12548.67	24.00	1.39	1.39	1.39	1999	65
13-May-13	8:00	Cloudy	006176	2.6551	2.7822	12551.66	12575.66	24.00	1.38	1.38	1.38	1990	64
18-May-13	8:00	Cloudy	005596	2.8875	2.9994	12578.66	12602.67	24.01	1.38	1.38	1.38	1985	56
24-May-13	8:00	Cloudy	005614	2.8438	2.9184	12605.69	12629.69	24.00	1.30	1.30	1.30	1869	40

Report on 1-hour TSP monitoring

Action Level ($\mu\text{g}/\text{m}^3$) - 323.4

Limit Level ($\mu\text{g}/\text{m}^3$) - 500

Date	Sampling Time	Weather Condition	Filter paper no.	Filter Weight, g		Elapse Time, hr		Sampling Time, hr	Flow Rate, m^3/min			Total Volume, m^3	TSP Level, $\mu\text{g}/\text{m}^3$
				Initial	Final	Initial	Final		Initial, Q_{si}	Final, Q_{sf}	Average		
2-May-13	8:16	Cloudy	006156	2.6642	2.6739	12521.67	12522.67	1.00	1.44	1.44	1.44	86	113
2-May-13	9:50	Cloudy	006160	2.6685	2.6782	12522.67	12523.67	1.00	1.41	1.41	1.41	85	114
2-May-13	13:00	Cloudy	006157	2.6634	2.6719	12523.67	12524.67	1.00	1.27	1.27	1.27	76	112
8-May-13	8:04	Cloudy	006154	2.6443	2.6548	12548.66	12549.67	1.01	1.43	1.43	1.43	87	121
8-May-13	9:07	Cloudy	006152	2.6608	2.6701	12549.67	12550.67	1.00	1.37	1.37	1.37	82	113
8-May-13	10:10	Cloudy	002585	2.7349	2.7473	12550.67	12551.67	1.00	1.41	1.41	1.41	85	147
14-May-13	8:05	Cloudy	005586	2.8806	2.8874	12575.67	12576.67	1.00	1.38	1.38	1.38	83	82
14-May-13	9:10	Cloudy	005589	2.8599	2.8684	12576.67	12577.67	1.00	1.38	1.38	1.38	83	103
14-May-13	10:20	Cloudy	005592	2.8692	2.8761	12577.67	12578.67	1.00	1.38	1.38	1.38	83	83
20-May-13	8:10	Cloudy	005624	2.7402	2.7483	12602.69	12603.68	0.99	1.34	1.34	1.34	79	102
20-May-13	14:05	Cloudy	005618	2.7395	2.7436	12603.68	12604.68	1.00	1.34	1.34	1.34	80	51
20-May-13	13:10	Cloudy	005620	2.7297	2.7340	12604.68	12605.68	1.00	1.34	1.34	1.34	80	54
25-May-13	8:05	Hazy	005697	2.7440	2.7504	12629.69	12630.69	1.00	1.34	1.34	1.34	81	79
25-May-13	9:15	Hazy	005694	2.7506	2.7556	12630.69	12631.69	1.00	1.22	1.22	1.22	73	68
25-May-13	10:25	Hazy	005696	2.7487	2.7530	12631.69	12632.69	1.00	1.34	1.34	1.34	81	53



Location: CMA3a - CWB PRE Site Office Area

Report on 24-hour TSP monitoring
 Action Level ($\mu\text{g}/\text{m}^3$) - 171
 Limit Level ($\mu\text{g}/\text{m}^3$) - 260

Date	Sampling Time	Weather Condition	Filter paper no.	Filter Weight, g		Elapse Time, hr		Sampling Time, hr	Flow Rate, m^3/min			Total Volume, m^3	TSP Level, $\mu\text{g}/\text{m}^3$
				Initial	Final	Initial	Final		Initial, Q_{si}	Final, Q_{sf}	Average		
2-May-13	14:30	Cloudy	003718	2.7647	2.9433	13335.88	13359.88	24.00	1.63	1.64	1.63	2352	76
7-May-13	8:00	Cloudy	006148	2.6268	2.8688	13359.83	13383.83	24.00	1.52	1.52	1.52	2184	111
13-May-13	8:00	Cloudy	006171	2.6742	2.8444	13387.29	13411.29	24.00	1.60	1.60	1.60	2303	74
18-May-13	8:00	Cloudy	003711	2.7602	2.8591	13414.67	13438.61	23.94	1.60	1.59	1.59	2290	43
24-May-13	8:00	Cloudy	005052	2.7482	2.8756	13441.66	13465.65	23.99	1.60	1.60	1.60	2299	55

*Due to lack of electricity supply, the 24hr-TSP monitoring was rescheduled from 01 May 2013 to 02 May 2013.

Report on 1-hour TSP monitoring
 Action Level ($\mu\text{g}/\text{m}^3$) - 311.3
 Limit Level ($\mu\text{g}/\text{m}^3$) - 500

Date	Sampling Time	Weather Condition	Filter paper no.	Filter Weight, g		Elapse Time, hr		Sampling Time, hr	Flow Rate, m^3/min			Total Volume, m^3	TSP Level, $\mu\text{g}/\text{m}^3$
				Initial	Final	Initial	Final		Initial, Q_{si}	Final, Q_{sf}	Average		
2-May-13	8:00	Cloudy	004945	2.7766	2.7885	13332.88	13333.88	1.00	1.57	1.57	1.57	94	126
2-May-13	9:03	Cloudy	004942	2.7773	2.7909	13333.88	13334.88	1.00	1.59	1.59	1.59	95	142
2-May-13	13:00	Cloudy	004941	2.7915	2.8043	13334.88	13335.88	1.00	1.52	1.52	1.52	91	140
8-May-13	9:35	Cloudy	006093	2.6288	2.6460	13383.73	13384.73	1.00	1.52	1.52	1.52	91	189
8-May-13	10:56	Cloudy	006137	2.6409	2.6607	13384.73	13385.73	1.00	1.52	1.52	1.52	91	218
8-May-13	13:00	Cloudy	006170	2.6810	2.6974	13385.73	13386.73	1.00	1.52	1.52	1.52	91	180
14-May-13	11:00	Cloudy	006130	2.6438	2.6564	13411.62	13412.62	1.00	1.69	1.69	1.69	101	124
14-May-13	13:15	Cloudy	004271	2.6866	2.6974	13412.62	13413.62	1.00	1.67	1.67	1.67	100	108
14-May-13	14:30	Cloudy	005599	2.8848	2.8946	13413.62	13414.62	1.00	1.51	1.51	1.51	91	108
20-May-13	8:30	Cloudy	005657	2.7501	2.7591	13438.61	13439.61	1.00	1.50	1.50	1.50	90	100
20-May-13	9:35	Cloudy	005656	2.7423	2.7513	13440.61	13441.61	1.00	1.50	1.50	1.50	90	100
20-May-13	10:42	Cloudy	005655	2.7496	2.7592	13441.61	13442.61	1.00	1.50	1.50	1.50	90	106
25-May-13	9:00	Hazy	006872	2.6170	2.6253	13465.65	13466.65	1.00	1.47	1.47	1.47	88	94
25-May-13	10:50	Hazy	006874	2.6331	2.6362	13466.65	13467.65	1.00	1.47	1.47	1.47	88	35
25-May-13	13:00	Hazy	006876	2.6200	2.6257	13467.65	13468.65	1.00	1.47	1.47	1.47	88	65



Location: CMA4a - SPCA

Report on 24-hour TSP monitoring
 Action Level ($\mu\text{g}/\text{m}^3$) - 171.2
 Limit Level ($\mu\text{g}/\text{m}^3$) - 260

Date	Sampling Time	Weather Condition	Filter paper no.	Filter Weight, g		Elapse Time, hr		Sampling Time, hr	Flow Rate, m^3/min			Total Volume, m^3	TSP Level, $\mu\text{g}/\text{m}^3$
				Initial	Final	Initial	Final		Initial, Q_{si}	Final, Q_{sf}	Average		
1-May-13	8:00	Cloudy	004689	2.7239	2.8645	16647.58	16671.58	24.00	1.35	1.35	1.35	1941	72
7-May-13	8:00	Cloudy	004937	2.7830	2.9463	16674.58	16698.58	24.00	1.35	1.34	1.35	1937	84
13-May-13	8:00	Cloudy	006139	2.6434	2.7520	16701.58	16725.58	24.00	1.30	1.30	1.30	1872	58
20-May-13	15:12	Cloudy	005651	2.7545	2.8303	16731.59	16755.59	24.00	1.30	1.30	1.30	1869	41
24-May-13	8:00	Cloudy	005646	2.7520	2.8251	16755.60	16779.59	23.99	1.26	1.26	1.26	1812	40

*Due to lack of electricity supply, the 24hr-TSP monitoring was rescheduled from 18 May 2013 to 20 May 2013.

Report on 1-hour TSP monitoring
 Action Level ($\mu\text{g}/\text{m}^3$) - 312.5
 Limit Level ($\mu\text{g}/\text{m}^3$) - 500

Date	Sampling Time	Weather Condition	Filter paper no.	Filter Weight, g		Elapse Time, hr		Sampling Time, hr	Flow Rate, m^3/min			Total Volume, m^3	TSP Level, $\mu\text{g}/\text{m}^3$
				Initial	Final	Initial	Final		Initial, Q_{si}	Final, Q_{sf}	Average		
2-May-13	8:20	Cloudy	004949	2.7781	2.7861	16671.58	16672.58	1.00	1.31	1.31	1.31	79	102
2-May-13	9:25	Cloudy	004943	2.8048	2.8144	16672.58	16673.58	1.00	1.31	1.31	1.31	79	122
2-May-13	13:00	Cloudy	004940	2.8050	2.8121	16673.58	16674.58	1.00	1.37	1.37	1.37	82	86
8-May-13	8:45	Cloudy	006092	2.6222	2.6303	16648.58	16649.58	1.00	1.34	1.34	1.34	81	100
8-May-13	9:50	Cloudy	006135	2.6533	2.6642	16649.58	16650.58	1.00	1.34	1.34	1.34	81	135
8-May-13	10:55	Cloudy	006138	2.6507	2.6631	16650.58	16651.58	1.00	1.34	1.34	1.34	81	154
14-May-13	8:10	Cloudy	006126	2.6809	2.6883	16725.58	16726.58	1.00	1.32	1.32	1.32	79	93
14-May-13	9:30	Cloudy	006128	2.6737	2.6813	16726.58	16727.59	1.01	1.22	1.26	1.24	75	101
14-May-13	13:00	Cloudy	006129	2.6580	2.6643	16727.58	16728.59	1.01	1.14	1.14	1.14	69	91
20-May-13	10:01	Cloudy	004272	2.6911	2.7037	16728.59	16729.59	1.00	1.26	1.26	1.26	75	167
20-May-13	13:00	Cloudy	005654	2.7346	2.7393	16729.59	16730.59	1.00	1.14	1.14	1.14	68	69
20-May-13	14:09	Cloudy	005653	2.7302	2.7373	16730.59	16731.59	1.00	1.26	1.26	1.26	75	94
25-May-13	9:05	Hazy	005616	2.7203	2.7243	16779.59	16780.59	1.00	1.22	1.22	1.22	73	55
25-May-13	10:40	Hazy	006873	2.6286	2.6314	16780.59	16781.59	1.00	1.18	1.18	1.18	71	40
25-May-13	13:00	Hazy	006875	2.6409	2.6441	16781.59	16782.59	1.00	1.22	1.28	1.25	75	43



Location: CMA5a - Children Garden opposite to Pedestrian Plaza

Report on 24-hour TSP monitoring

Action Level ($\mu\text{g}/\text{m}^3$) - 181
Limit Level ($\mu\text{g}/\text{m}^3$) - 260

Date	Sampling Time	Weather Condition	Filter paper no.	Filter Weight, g		Elapse Time, hr		Sampling Time, hr	Flow Rate, m^3/min			Total Volume, m^3	TSP Level, $\mu\text{g}/\text{m}^3$
				Initial	Final	Initial	Final		Initial, Q_{si}	Final, Q_{sf}	Average		
1-May-13	8:00	Cloudy	006143	2.6775	2.7871	17646.57	17670.57	24.00	1.39	1.39	1.39	2002	55
7-May-13	8:00	Cloudy	006105	2.6222	2.7151	17673.57	17697.57	24.00	1.32	1.32	1.32	1900	49
13-May-13	8:00	Cloudy	006124	2.6813	2.7793	17700.57	17724.57	24.00	1.36	1.36	1.36	1955	50
18-May-13	8:00	Cloudy	005685	2.7308	2.8015	17727.57	17751.57	24.00	1.33	1.33	1.33	1917	37
24-May-13	8:00	Cloudy	005690	2.7566	2.8512	17754.57	17778.57	24.00	1.33	1.33	1.33	1921	49

Report on 1-hour TSP monitoring

Action Level ($\mu\text{g}/\text{m}^3$) - 332
Limit Level ($\mu\text{g}/\text{m}^3$) - 500

Date	Sampling Time	Weather Condition	Filter paper no.	Filter Weight, g		Elapse Time, hr		Sampling Time, hr	Flow Rate, m^3/min			Total Volume, m^3	TSP Level, $\mu\text{g}/\text{m}^3$
				Initial	Final	Initial	Final		Initial, Q_{si}	Final, Q_{sf}	Average		
2-May-13	13:00	Cloudy	006168	2.6669	2.6731	17670.57	17671.57	1.00	1.23	1.23	1.23	74	84
2-May-13	14:13	Cloudy	006101	2.6095	2.6139	17671.57	17672.57	1.00	1.39	1.39	1.39	84	53
2-May-13	15:16	Cloudy	006103	2.6094	2.6150	17672.57	17673.57	1.00	1.42	1.42	1.42	85	66
8-May-13	8:20	Cloudy	006119	2.6784	2.6860	17697.57	17698.57	1.00	1.36	1.36	1.36	82	93
8-May-13	9:25	Cloudy	006121	2.6717	2.6791	17698.57	17699.57	1.00	1.36	1.36	1.36	82	90
8-May-13	10:30	Cloudy	006125	2.6739	2.6833	17699.57	17700.57	1.00	1.36	1.36	1.36	82	115
14-May-13	8:45	Cloudy	006173	2.6740	2.6936	17724.57	17725.57	1.00	1.36	1.36	1.36	81	241
14-May-13	9:50	Cloudy	005658	2.7456	2.7519	17725.57	17726.57	1.00	1.36	1.36	1.36	81	77
14-May-13	13:00	Cloudy	005660	2.7379	2.7466	17726.57	17727.57	1.00	1.36	1.36	1.36	81	107
20-May-13	8:25	Cloudy	005186	2.7169	2.7242	17751.57	17752.57	1.00	1.33	1.33	1.33	80	91
20-May-13	9:30	Cloudy	005688	2.7571	2.7630	17752.57	17753.57	1.00	1.33	1.33	1.33	80	74
20-May-13	10:55	Cloudy	005689	2.7541	2.7600	17753.57	17754.57	1.00	1.33	1.33	1.33	80	74
25-May-13	8:05	Hazy	005606	2.8883	2.8940	17778.57	17779.57	1.00	1.31	1.31	1.31	79	72
25-May-13	9:08	Hazy	005682	2.7396	2.7439	17779.57	17780.57	1.00	1.31	1.31	1.31	79	55
25-May-13	10:11	Hazy	005733	2.8574	2.8617	17780.57	17781.57	1.00	1.31	1.31	1.31	79	55



Location: MA1e - International Finance Centre (Eastern Wing)

Report on 24-hour TSP monitoring
Action Level ($\mu\text{g}/\text{m}^3$) - 173.4
Limit Level ($\mu\text{g}/\text{m}^3$) - 260

Date	Sampling Time	Weather Condition	Filter paper no.	Filter Weight, g		Elapse Time, hr		Sampling Time, hr	Flow Rate, m^3/min			Total Volume, m^3	TSP Level, $\mu\text{g}/\text{m}^3$
				Initial	Final	Initial	Final		Initial, Q_{si}	Final, Q_{sf}	Average		
1-May-13	8:00	Cloudy	006192	2.6878	2.7900	10314.37	10338.37	24.00	1.33	1.33	1.33	1913	53
7-May-13	8:00	Cloudy	005774	2.8547	3.0084	10341.37	10365.37	24.00	1.33	1.33	1.33	1909	81
13-May-13	8:00	Cloudy	005772	2.8438	2.9345	10368.37	10392.37	24.00	1.30	1.30	1.30	1874	48
18-May-13	8:00	Cloudy	005662	2.7288	2.8447	10395.37	10419.36	23.99	1.28	1.28	1.28	1841	63
24-May-13	8:00	Cloudy	005739	2.8539	2.9415	10422.36	10446.35	23.99	1.24	1.24	1.24	1789	49

Report on 1-hour TSP monitoring
Action Level ($\mu\text{g}/\text{m}^3$) - 325.1
Limit Level ($\mu\text{g}/\text{m}^3$) - 500

Date	Sampling Time	Weather Condition	Filter paper no.	Filter Weight, g		Elapse Time, hr		Sampling Time, hr	Flow Rate, m^3/min			Total Volume, m^3	TSP Level, $\mu\text{g}/\text{m}^3$
				Initial	Final	Initial	Final		Initial, Q_{si}	Final, Q_{sf}	Average		
2-May-13	8:30	Cloudy	005780	2.8521	2.8599	10338.37	10339.37	1.00	1.33	1.33	1.33	80	98
2-May-13	9:33	Cloudy	005778	2.8371	2.8440	10339.37	10340.37	1.00	1.33	1.33	1.33	80	86
2-May-13	10:35	Cloudy	005776	2.8324	2.8403	10340.37	10341.37	1.00	1.33	1.33	1.33	80	99
8-May-13	8:40	Cloudy	005770	2.8816	2.8887	10365.37	10366.37	1.00	1.33	1.33	1.33	80	89
8-May-13	9:43	Cloudy	005771	2.8635	2.8704	10366.37	10367.37	1.00	1.33	1.33	1.33	80	87
8-May-13	10:45	Cloudy	005758	2.7913	2.7988	10367.37	10368.37	1.00	1.29	1.29	1.29	77	97
14-May-13	8:30	Cloudy	005750	2.8547	2.8618	10392.37	10393.37	1.00	1.32	1.30	1.31	79	90
14-May-13	9:33	Cloudy	005749	2.8607	2.8678	10393.37	10394.37	1.00	1.32	1.30	1.31	79	90
14-May-13	10:56	Cloudy	005725	2.7946	2.8001	10394.37	10395.37	1.00	1.32	1.30	1.31	79	70
20-May-13	8:45	Cloudy	005742	2.8665	2.8744	10419.36	10420.36	1.00	1.20	1.20	1.20	72	110
20-May-13	9:50	Cloudy	005729	2.8362	2.8482	10420.36	10421.36	1.00	1.24	1.24	1.24	74	161
20-May-13	10:53	Cloudy	005740	2.8673	2.8748	10421.36	10422.36	1.00	1.28	1.28	1.28	77	98
25-May-13	8:11	Hazy	005644	2.7274	2.7310	10446.35	10447.35	1.00	1.28	1.28	1.28	77	47
25-May-13	9:16	Hazy	05642	2.7328	2.7362	10447.35	10448.35	1.00	1.28	1.28	1.28	77	44
25-May-13	10:28	Hazy	005640	2.7485	2.7533	10448.35	10449.35	1.00	1.28	1.28	1.28	77	62



Location: MA1w - International Finance Centre (Western Wing)

Report on 24-hour TSP monitoring

Action Level ($\mu\text{g}/\text{m}^3$) - 173.4
Limit Level ($\mu\text{g}/\text{m}^3$) - 260

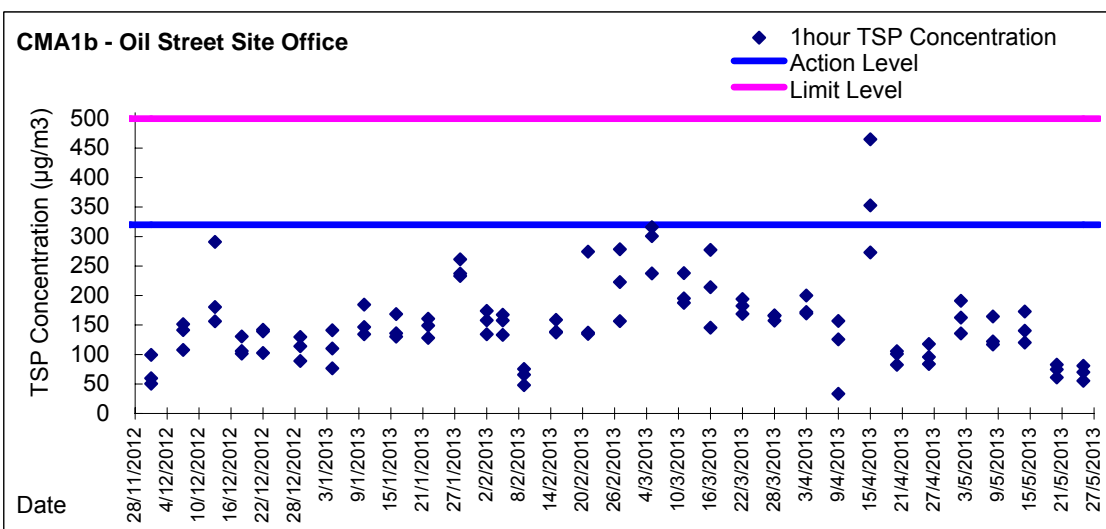
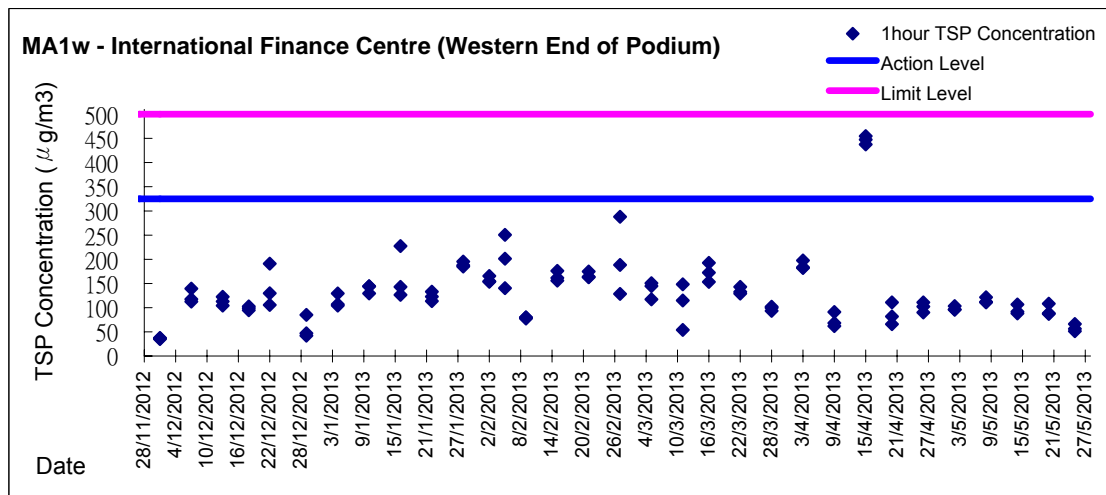
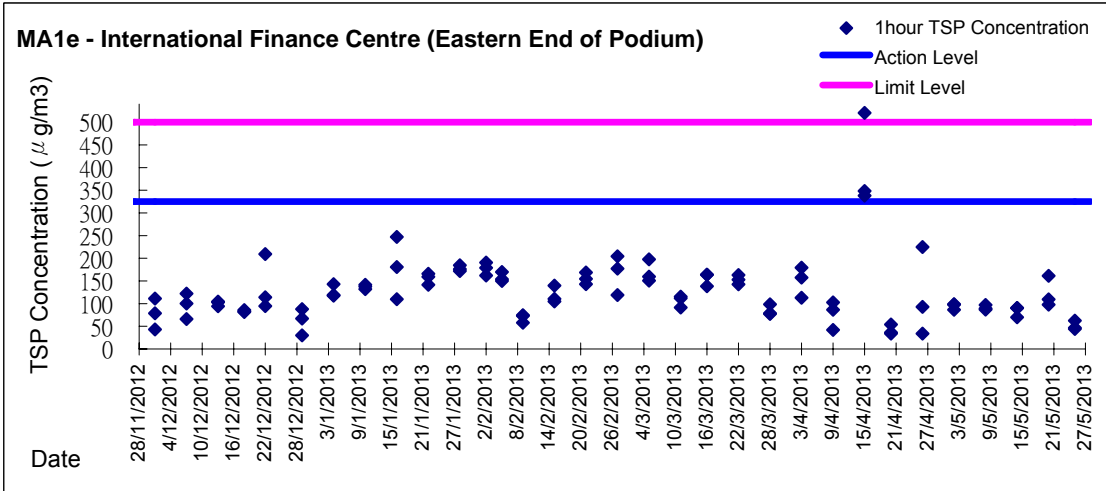
Date	Sampling Time	Weather Condition	Filter paper no.	Filter Weight, g		Elapse Time, hr		Sampling Time, hr	Flow Rate, m^3/min			Total Volume, m^3	TSP Level, $\mu\text{g}/\text{m}^3$
				Initial	Final	Initial	Final		Initial, Q_{si}	Final, Q_{sf}	Average		
1-May-13	8:00	Cloudy	006191	2.6654	2.7800	13432.59	13456.59	24.00	1.37	1.37	1.37	1972	58
7-May-13	8:00	Cloudy	005773	2.8516	3.0286	13459.59	13483.59	24.00	1.33	1.37	1.35	1942	91
13-May-13	8:00	Cloudy	005745	2.8618	2.9718	13486.59	13510.59	24.00	1.38	1.38	1.38	1987	55
18-May-13	8:00	Cloudy	005661	2.7336	2.8329	13513.59	13537.59	24.00	1.34	1.34	1.34	1931	51
24-May-13	8:00	Cloudy	005731	2.8583	2.9577	13540.75	13564.75	24.00	1.38	1.38	1.38	1985	50

Report on 1-hour TSP monitoring

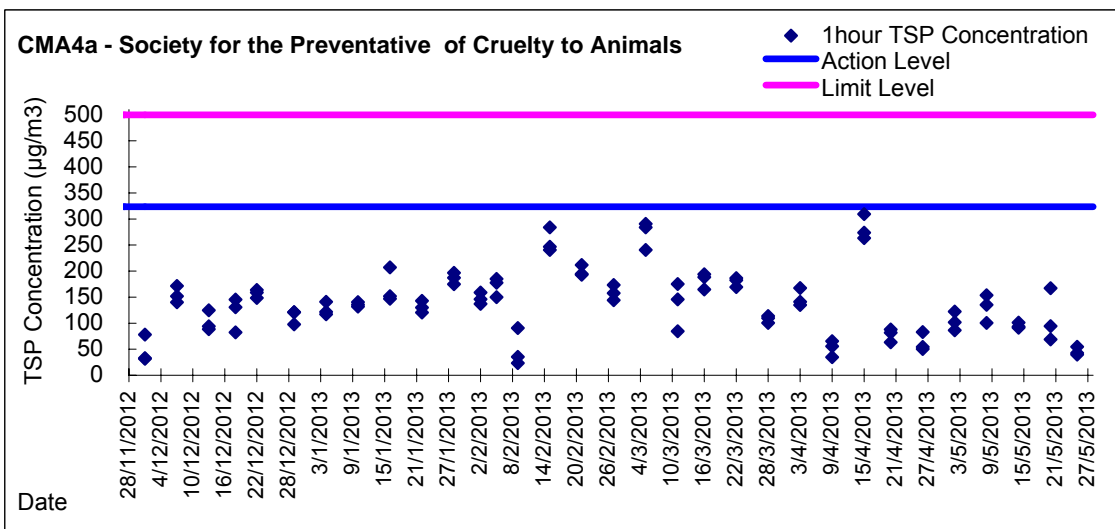
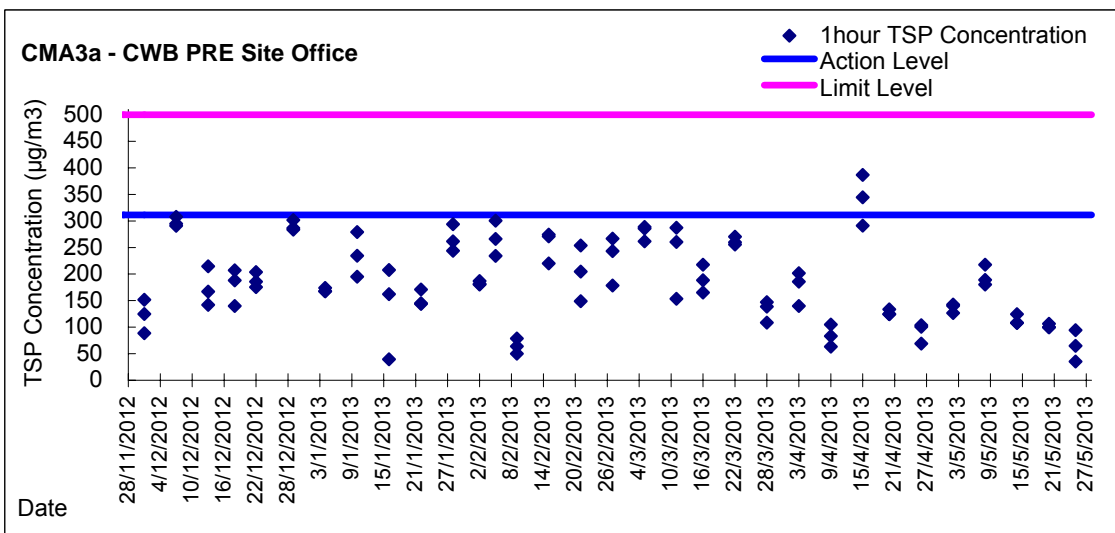
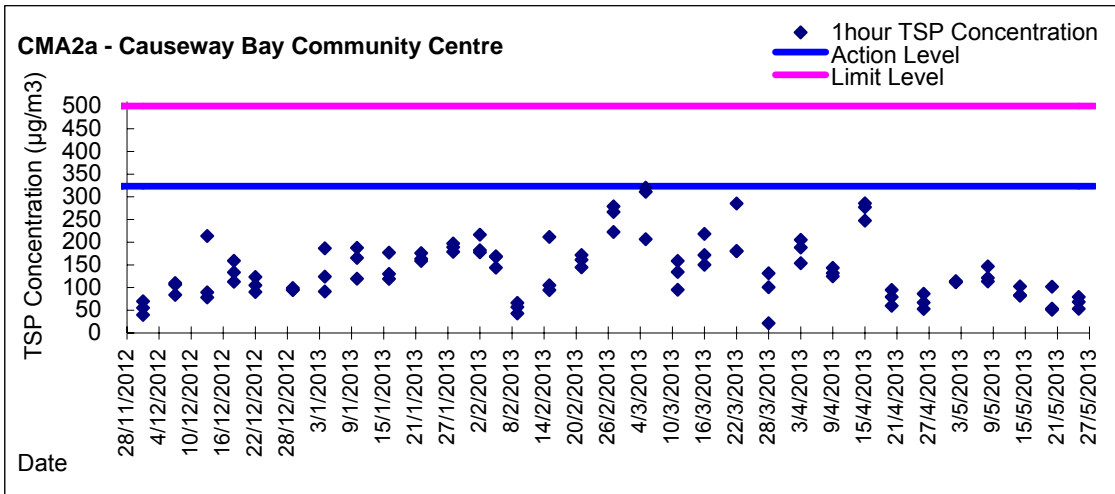
Action Level ($\mu\text{g}/\text{m}^3$) - 325.1
Limit Level ($\mu\text{g}/\text{m}^3$) - 500

Date	Sampling Time	Weather Condition	Filter paper no.	Filter Weight, g		Elapse Time, hr		Sampling Time, hr	Flow Rate, m^3/min			Total Volume, m^3	TSP Level, $\mu\text{g}/\text{m}^3$
				Initial	Final	Initial	Final		Initial, Q_{si}	Final, Q_{sf}	Average		
2-May-13	8:40	Cloudy	005779	2.8421	2.8501	13456.59	13457.59	1.00	1.39	1.39	1.39	83	96
2-May-13	9:43	Cloudy	005777	2.8365	2.8445	13457.59	13458.59	1.00	1.39	1.39	1.39	83	96
2-May-13	10:50	Cloudy	005775	2.8508	2.8594	13458.59	13459.59	1.00	1.39	1.39	1.39	83	103
8-May-13	8:45	Cloudy	005760	2.7913	2.8006	13483.59	13484.59	1.00	1.38	1.38	1.38	83	112
8-May-13	9:47	Cloudy	005759	2.7884	2.7985	13484.59	13485.59	1.00	1.38	1.38	1.38	83	122
8-May-13	10:50	Cloudy	005757	2.7816	2.7908	13485.59	13486.59	1.00	1.38	1.38	1.38	83	111
14-May-13	8:40	Cloudy	005743	2.8546	2.8621	13510.59	13511.59	1.00	1.36	1.36	1.36	82	92
14-May-13	9:43	Cloudy	005748	2.8598	2.8685	13511.59	13512.59	1.00	1.36	1.36	1.36	82	106
14-May-13	10:50	Cloudy	005744	2.8472	2.8544	13512.59	13513.59	1.00	1.36	1.36	1.36	82	88
20-May-13	8:50	Cloudy	005728	2.8257	2.8328	13537.59	13538.59	1.00	1.34	1.34	1.34	80	88
20-May-13	9:55	Cloudy	005741	2.8583	2.8670	13538.59	13539.59	1.00	1.34	1.34	1.34	80	108
20-May-13	10:58	Cloudy	005730	2.8495	2.8565	13540.59	13541.59	1.00	1.34	1.34	1.34	80	87
25-May-13	8:18	Hazy	005643	2.7464	2.7518	13564.75	13565.75	1.00	1.36	1.36	1.36	82	66
25-May-13	9:23	Hazy	005641	2.7298	2.7340	13565.75	13566.75	1.00	1.36	1.36	1.36	82	51
25-May-13	10:36	Hazy	005639	2.7287	2.7333	13566.75	13567.75	1.00	1.36	1.36	1.36	82	56

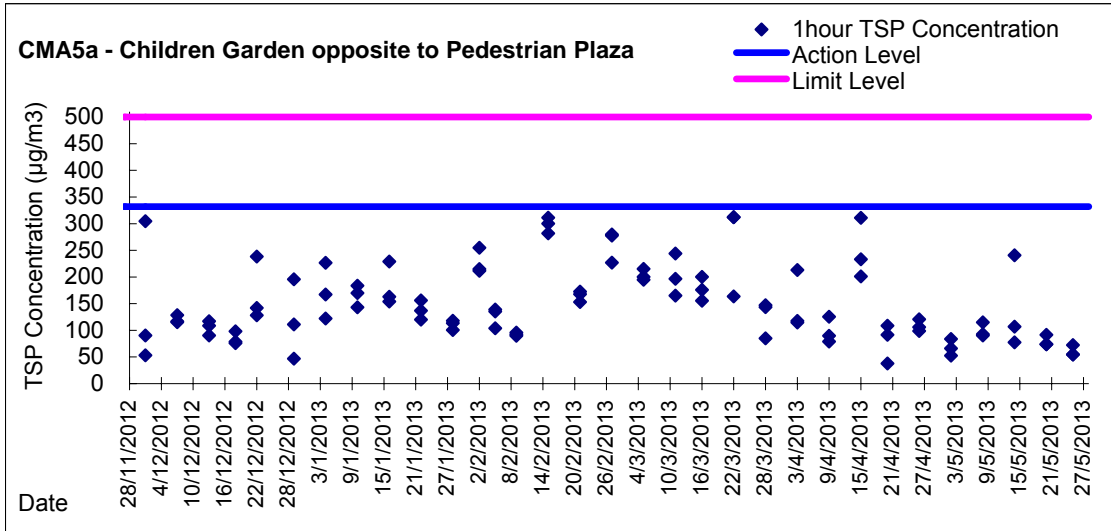
Graphic Presentation of 1 hour TSP Result



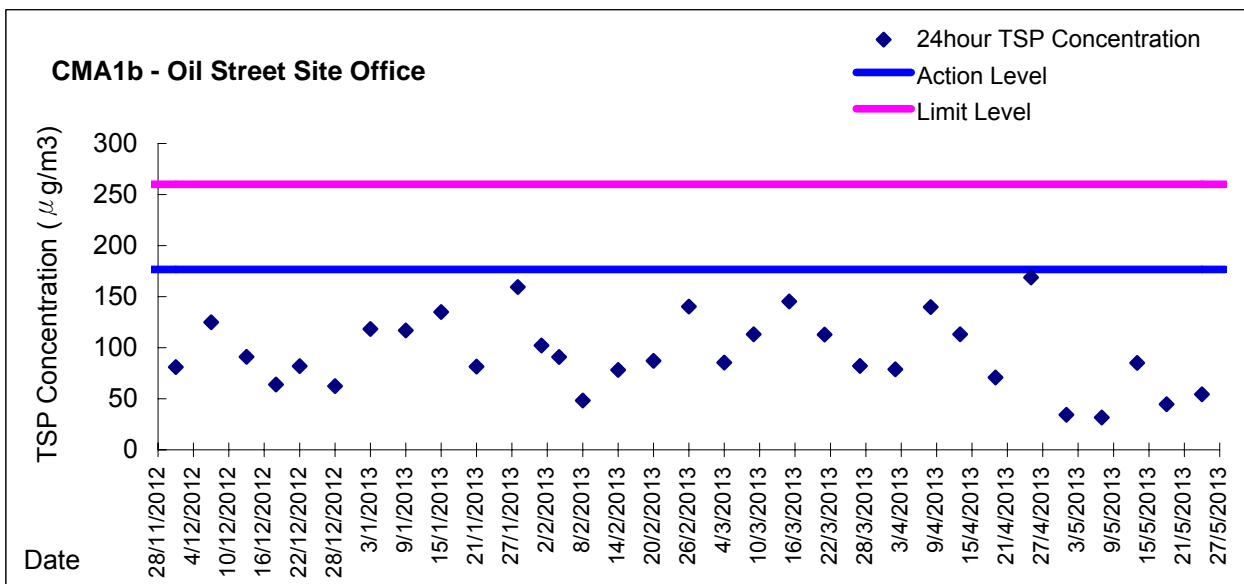
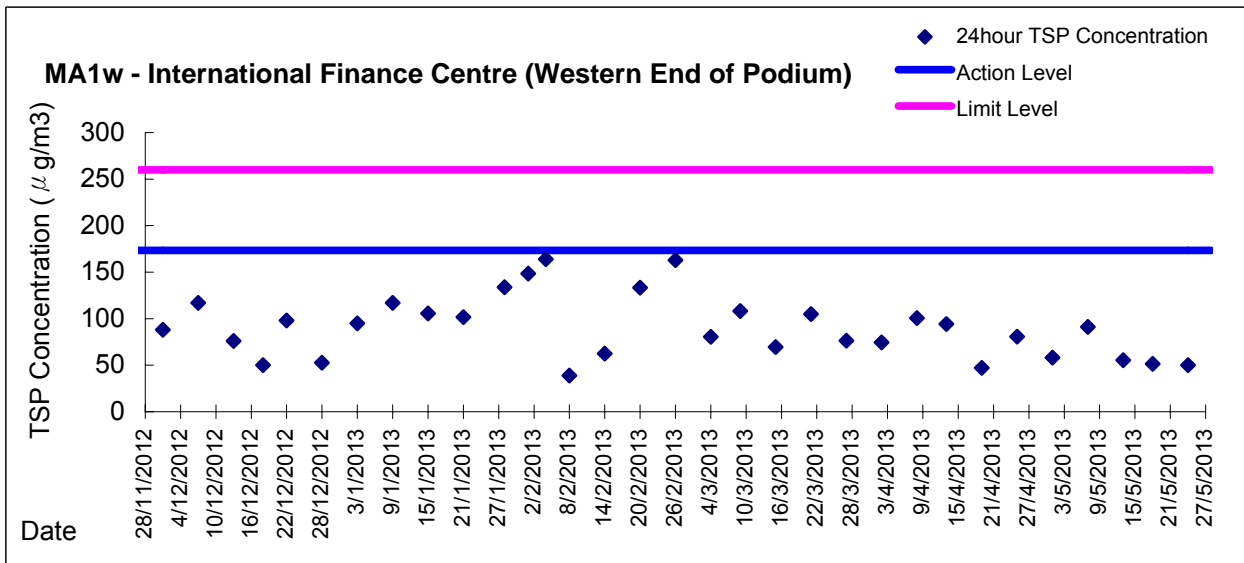
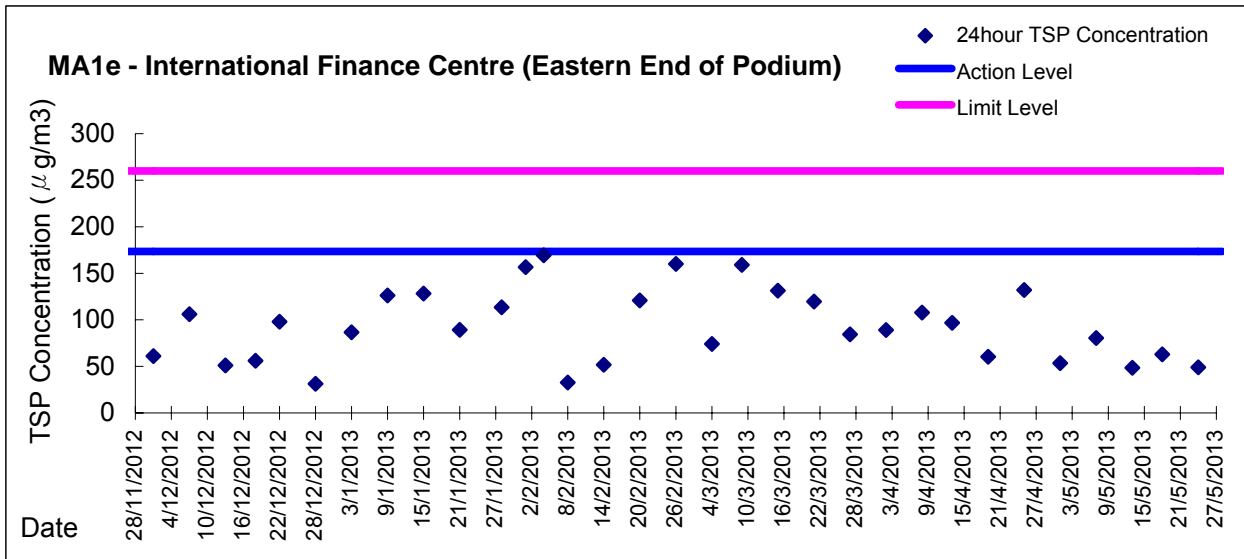
Graphic Presentation of 1 hour TSP Result



Graphic Presentation of 1 hour TSP Result

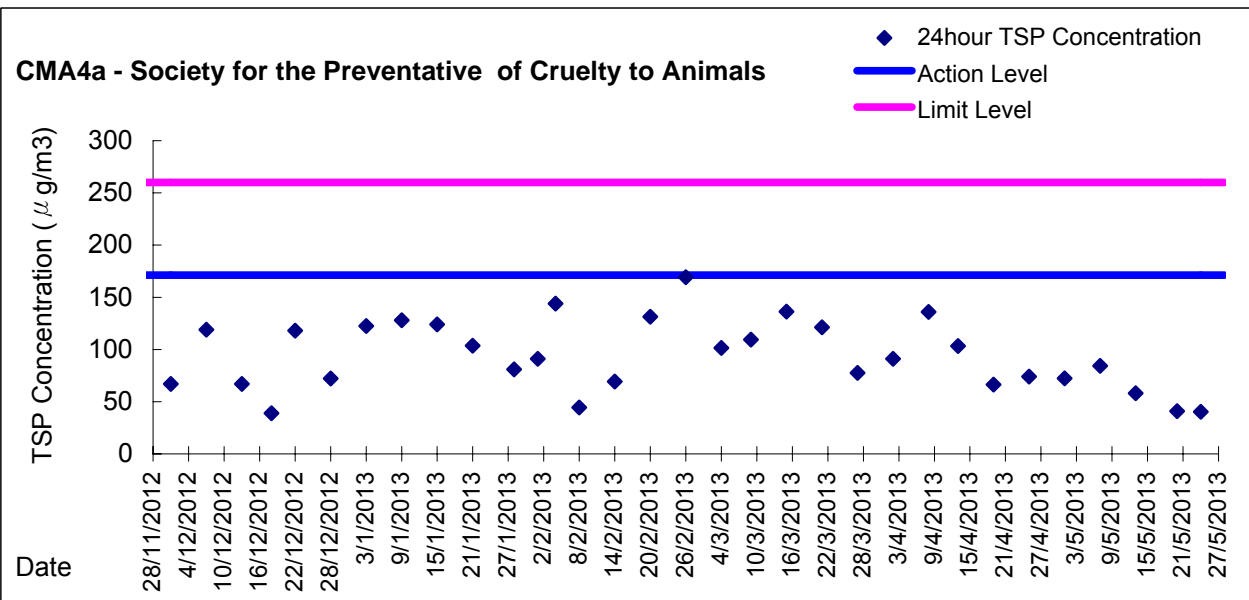
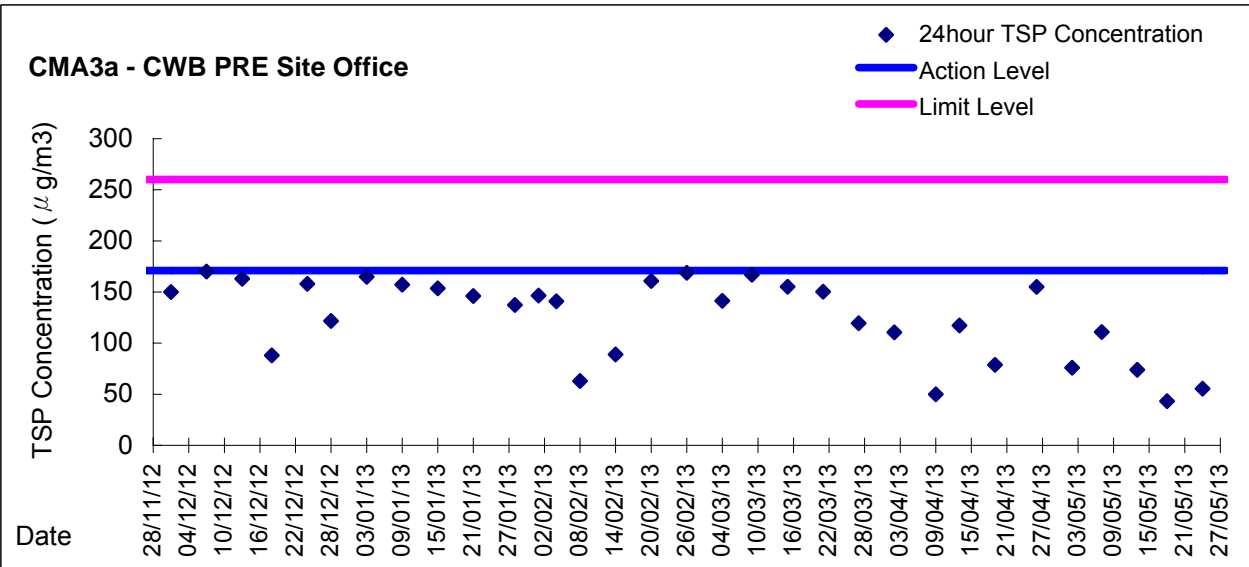
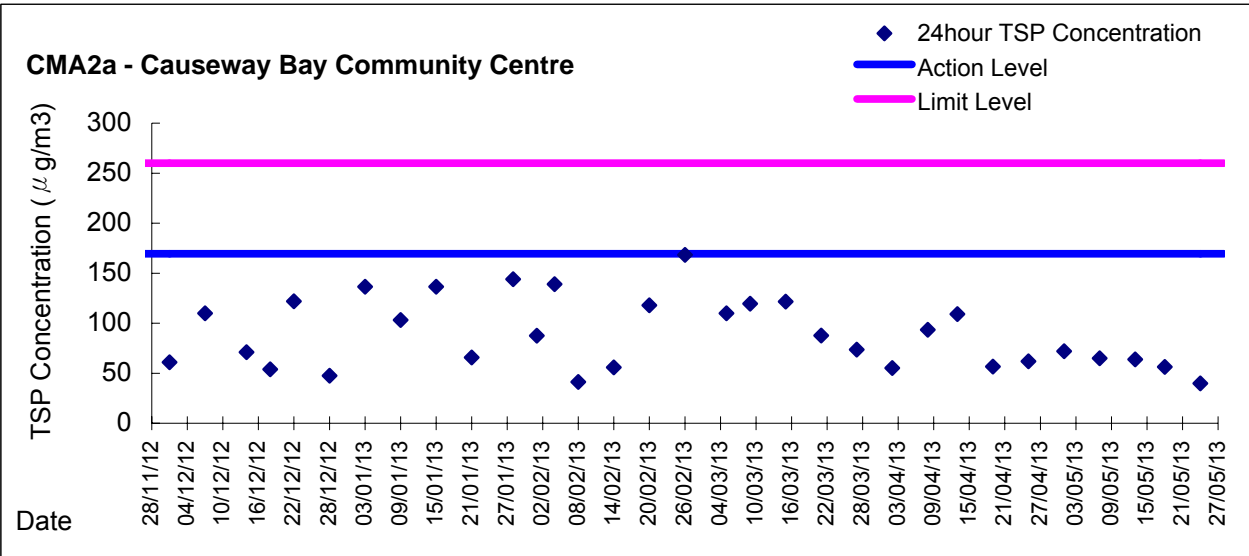


Graphic Presentation of 24 hour TSP Result





Graphic Presentation of 24 hour TSP Result





Graphic Presentation of 24 hour TSP Result

